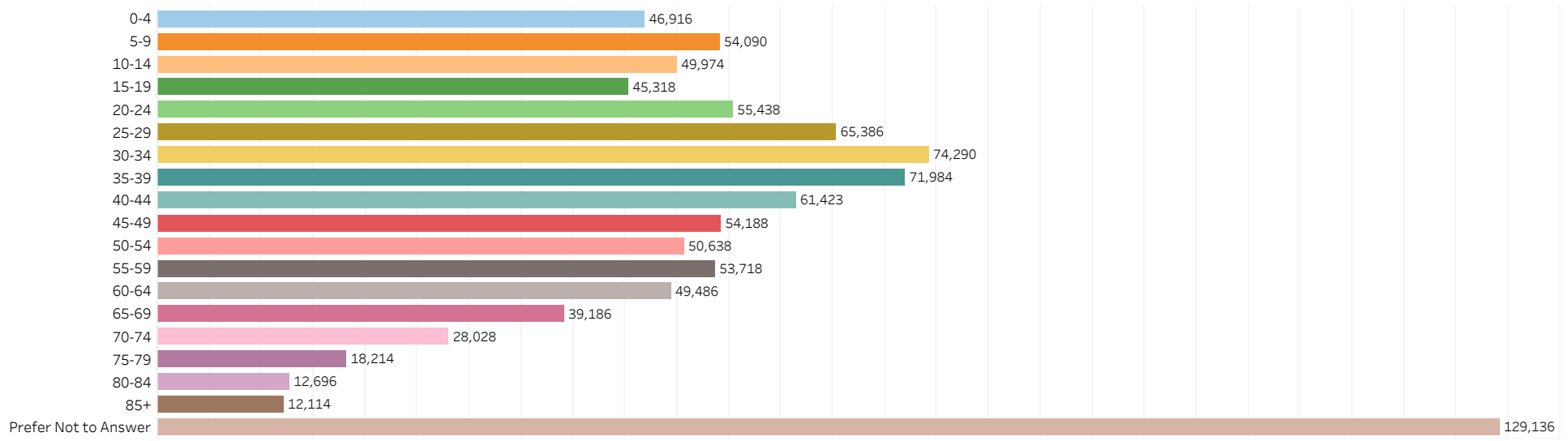


2019 Edmonton Municipal Census (City/Ward)

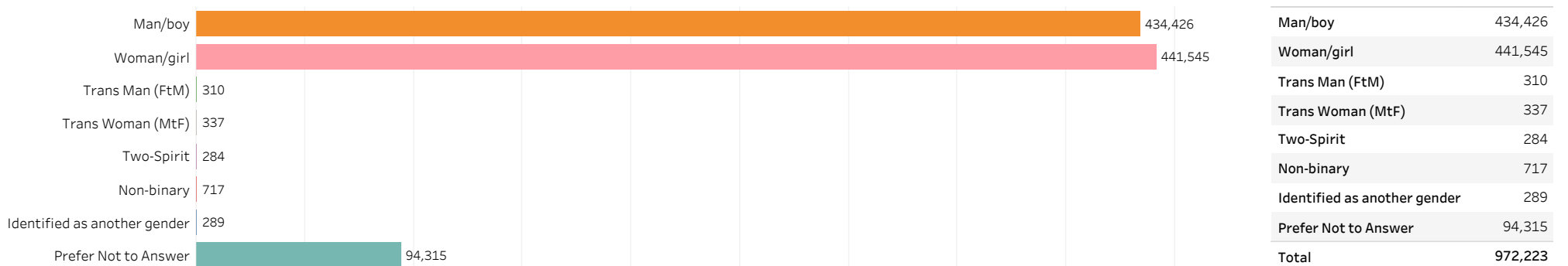
Wards:
All

1. Population by Age Range (City/Ward)

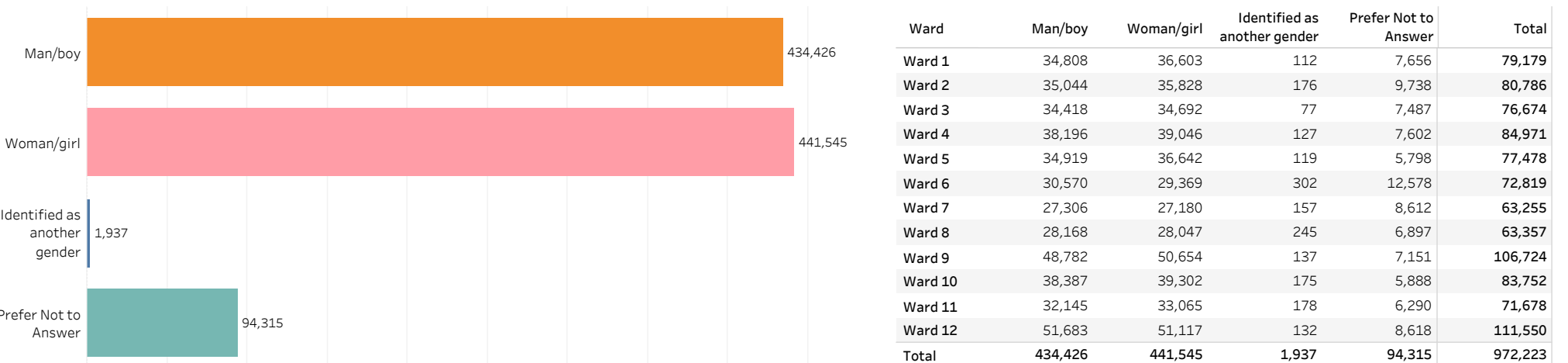


Ward	0-4	5-9	10-14	15-19	20-24	25-29	30-34	35-39	40-44	45-49	50-54	55-59	60-64	65-69	70-74	75-79	80-84	85+	Prefer Not to Answer	Total
Ward 1	3,868	4,370	3,943	3,803	3,774	4,540	5,403	5,867	5,071	4,585	4,320	4,816	4,457	3,358	2,379	1,656	1,204	1,231	10,534	79,179
Ward 2	3,950	4,449	4,109	3,697	4,027	4,799	5,629	5,556	4,986	4,377	4,271	4,546	3,965	3,016	2,053	1,584	1,141	1,170	13,461	80,786
Ward 3	3,538	4,456	4,545	4,220	4,424	4,527	4,835	4,809	4,573	4,216	4,214	4,675	4,284	3,371	2,514	1,510	1,035	771	10,157	76,674
Ward 4	4,765	5,317	4,784	4,230	4,728	5,584	6,503	6,392	5,202	4,621	4,456	4,708	4,197	3,278	2,324	1,420	869	622	10,971	84,971
Ward 5	3,881	4,884	4,749	4,130	4,203	4,456	5,368	5,775	5,341	4,871	4,300	4,755	4,515	3,318	2,361	1,400	915	861	7,395	77,478
Ward 6	2,106	1,727	1,447	1,506	4,824	7,227	7,140	5,374	3,673	3,251	3,165	3,568	3,529	2,913	2,078	1,285	910	1,163	15,933	72,819
Ward 7	2,498	2,998	2,700	2,496	3,055	3,511	3,922	3,809	3,451	3,291	3,494	3,979	3,461	2,579	1,976	1,478	1,119	1,099	12,339	63,255
Ward 8	2,129	2,245	2,100	2,234	5,312	5,633	5,173	4,131	3,381	2,901	3,083	3,557	3,345	2,795	1,900	1,313	1,163	1,250	9,712	63,357
Ward 9	6,181	7,303	6,758	5,523	5,414	6,917	8,734	9,138	8,044	7,051	5,864	5,325	4,687	4,017	2,898	1,785	1,211	1,089	8,785	106,724
Ward 10	3,779	4,489	4,067	4,081	5,800	5,975	6,369	5,663	4,968	4,451	4,519	4,743	4,467	3,597	2,819	2,141	1,624	1,419	8,781	83,752
Ward 11	3,120	3,907	3,852	3,618	3,833	4,344	4,951	5,152	4,267	3,829	3,845	4,383	4,391	3,804	2,676	1,572	993	1,066	8,075	71,678
Ward 12	7,101	7,945	6,920	5,780	6,044	7,873	10,263	10,318	8,466	6,744	5,107	4,663	4,188	3,140	2,050	1,070	512	373	12,993	111,550
Total	46,916	54,090	49,974	45,318	55,438	65,386	74,290	71,984	61,423	54,188	50,638	53,718	49,486	39,186	28,028	18,214	12,696	12,114	129,136	972,223

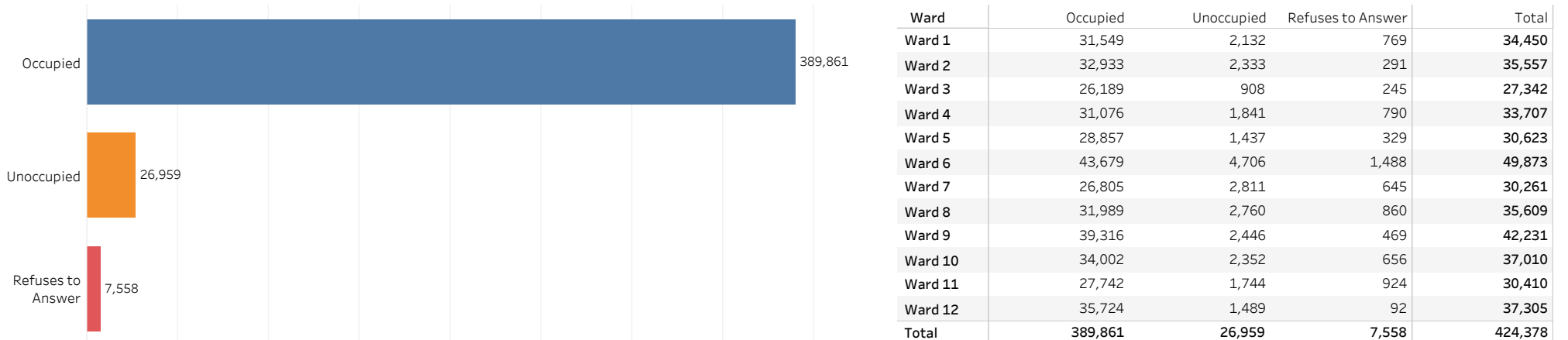
2. Population by Gender (City)



3. Population by Gender (Ward)



4. Dwelling Unit Status (City/Ward)



Ward	Occupied	Unoccupied	Refuses to Answer	Total
Ward 1	31,549	2,132	769	34,450
Ward 2	32,933	2,333	291	35,557
Ward 3	26,189	908	245	27,342
Ward 4	31,076	1,841	790	33,707
Ward 5	28,857	1,437	329	30,623
Ward 6	43,679	4,706	1,488	49,873
Ward 7	26,805	2,811	645	30,261
Ward 8	31,989	2,760	860	35,609
Ward 9	39,316	2,446	469	42,231
Ward 10	34,002	2,352	656	37,010
Ward 11	27,742	1,744	924	30,410
Ward 12	35,724	1,489	92	37,305
Total	389,861	26,959	7,558	424,378