



[edmonton.ca/Waste](https://edmonton.ca/Waste)

.....

# Waste Collection at Apartments and Condos

**A Guide for New Residents**

**Edmonton**

Third Edition V2 · August 2024

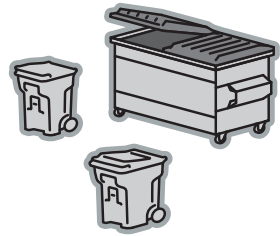





# What's changing?

.....

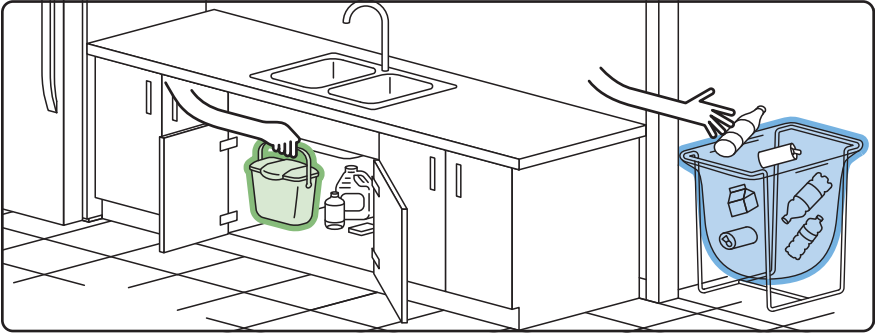
Your new building has food scraps and recycling collection. You will find three separate containers located at every disposal location.

Please separate food scraps and recyclables from your garbage and place each in the correct container.



# Getting started

.....

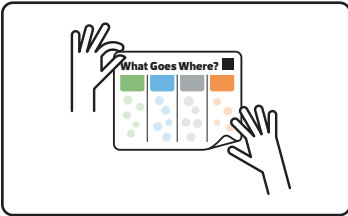


## Step 1: Set up your space

.....

**Check on your counter or under your sink for a food scraps pail.** If the previous resident took it, use any container with a lid (like an ice cream pail). You can line your pail with any bag (paper or plastic)

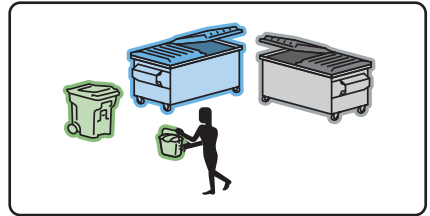
**Find a place to store recyclables.** A blue bag or old box will work.



## Step 2: Post your What Goes Where poster

.....

It's best in a handy spot, like your fridge. You can download and print it from [edmonton.ca/ApartmentandCondoCollection](http://edmonton.ca/ApartmentandCondoCollection). Use it to help sort waste. Can't find your waste item? Look it up on the WasteWise app (see back cover).



## Step 3: Start sorting!

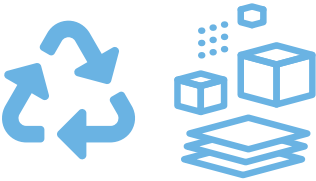
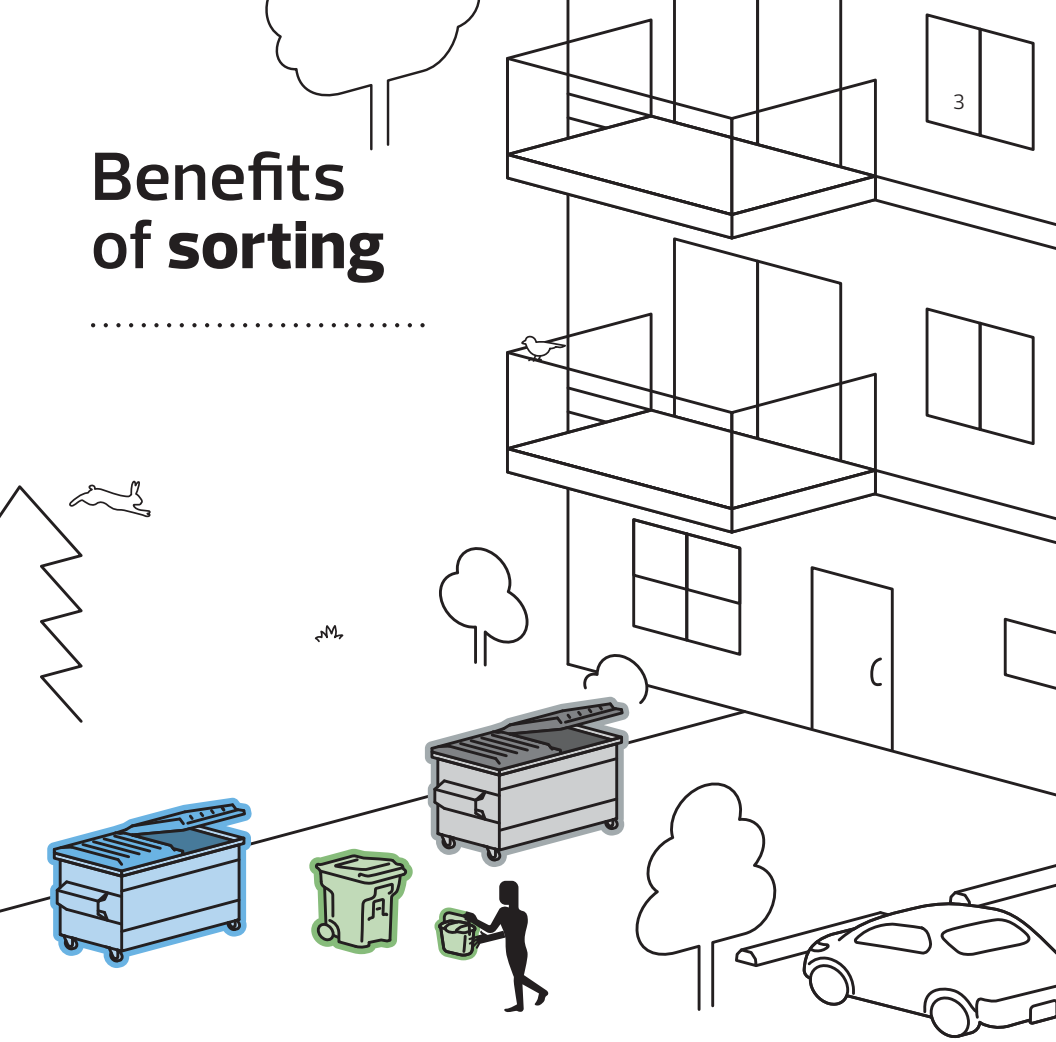
.....

When your containers are full, empty them in your building's correct bin or cart. Your recyclables can be loose or in blue bags.

**Tip:** The city's food scraps pail is dishwasher safe! To minimize odours, wash it regularly.

# Benefits of sorting

---




Recyclables are sorted and sent to manufacturers, who turn them into new products. This saves natural resources, conserves energy and reduces emissions.



Food scraps are composted. This keeps them out of landfills, where they would produce greenhouse gasses as they break down.

# Be a good neighbour

.....

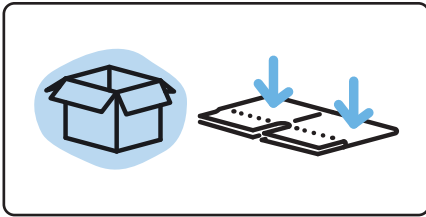


## Don't leave items outside of bins

.....

Bins won't be emptied if garbage bags are left beside or in front of them. They block access for the collection trucks.

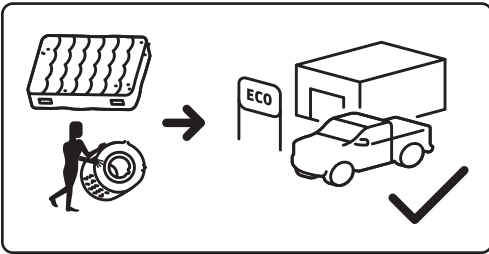
Properly sorting food scraps and recycling saves space in your garbage bin.



## Flatten cardboard boxes

.....

This saves space in the blue bin. Unfolded boxes take up to ten times as much space!



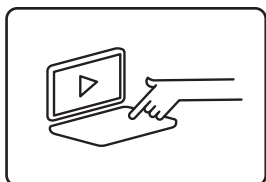
## Take bulky items to Eco Stations

.....

Eco Stations are convenient waste drop-off sites for bulky items, batteries, household hazardous waste and more. Visit [edmonton.ca/EcoStations](http://edmonton.ca/EcoStations) for more information.

# Have a question?

.....



## Visit [edmonton.ca/Waste](http://edmonton.ca/Waste)

.....

Get more information,  
watch videos and more.



## WasteWise


.....

See the back of this  
booklet to learn more.



## Contact 311

.....



## Report illegal dumping

.....

Tell your property manager  
if you see items that don't  
belong in or around your  
bin, like old furniture.  
This helps ensure your  
waste is collected.





# Download the WasteWise app

WasteWise is a search tool that helps residents sort their recycling, food scraps and garbage.

Use it online at [edmonton.ca/WasteWise](https://edmonton.ca/WasteWise), or download the free app from the Google Play or Apple App stores.



WasteWise is available in 14 languages.

English • čeština • Deutsch • Español  
Français • Magyar • 日本語 • ភាសាខ្មែរ  
한국어 • ਪੰਜਾਬੀ • Português • Русский  
Tiếng Việt • 简体中文



**edmonton.ca/Waste**

Waste Collection at Apartments and  
Condos · A Guide for New Residents  
Third Edition V2 · August 2024

