



edmonton.ca/Waste

.....

Waste Collection at Apartments and Condos

A Guide for Residents

Edmonton

Third Edition V2 · May 2024




Table of Contents

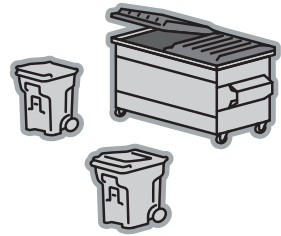


1 What's changing?	· food scraps, recycling and garbage
2 Getting started	· set up your space · post your What Goes Where poster · start sorting!
3 Benefits of sorting	· food scraps benefits · recycling benefits
4 Be a good neighbour	· don't leave items outside of bins · flatten cardboard boxes · take bulky items to Eco Stations
5 Have a question?	· edmonton.ca/Waste · building visits · WasteWise · 311
6 WasteWise	· online tool · mobile app

What's changing?

.....

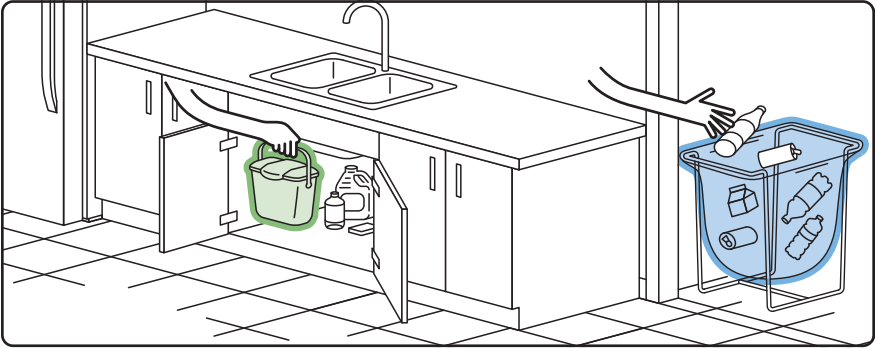
Your new building has food scraps and recycling collection. You will find three separate containers located at every disposal location.

Please separate food scraps and recyclables from your garbage and place each in the correct container.



Getting started

.....

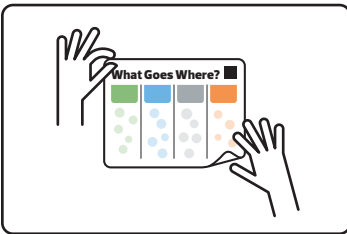


Step 1: Set up your space

.....

Check on your counter or under your sink for a food scraps pail. If the previous resident took it, use any container with a lid (like an ice cream pail). You can line your pail with any bag (paper or plastic)

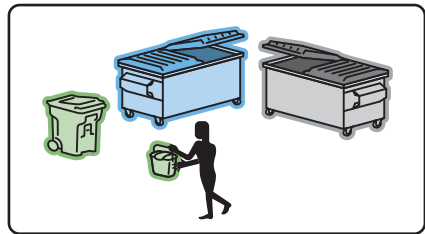
Find a place to store recyclables. A blue bag or old box will work.



Step 2: Post your What Goes Where poster

.....

It's best in a handy spot, like on your fridge. Use it to help sort waste. If you can't find your waste item, **look it up on the WasteWise app** (see back cover).



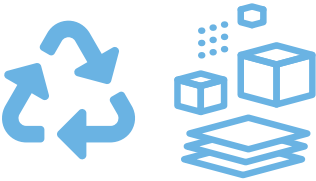
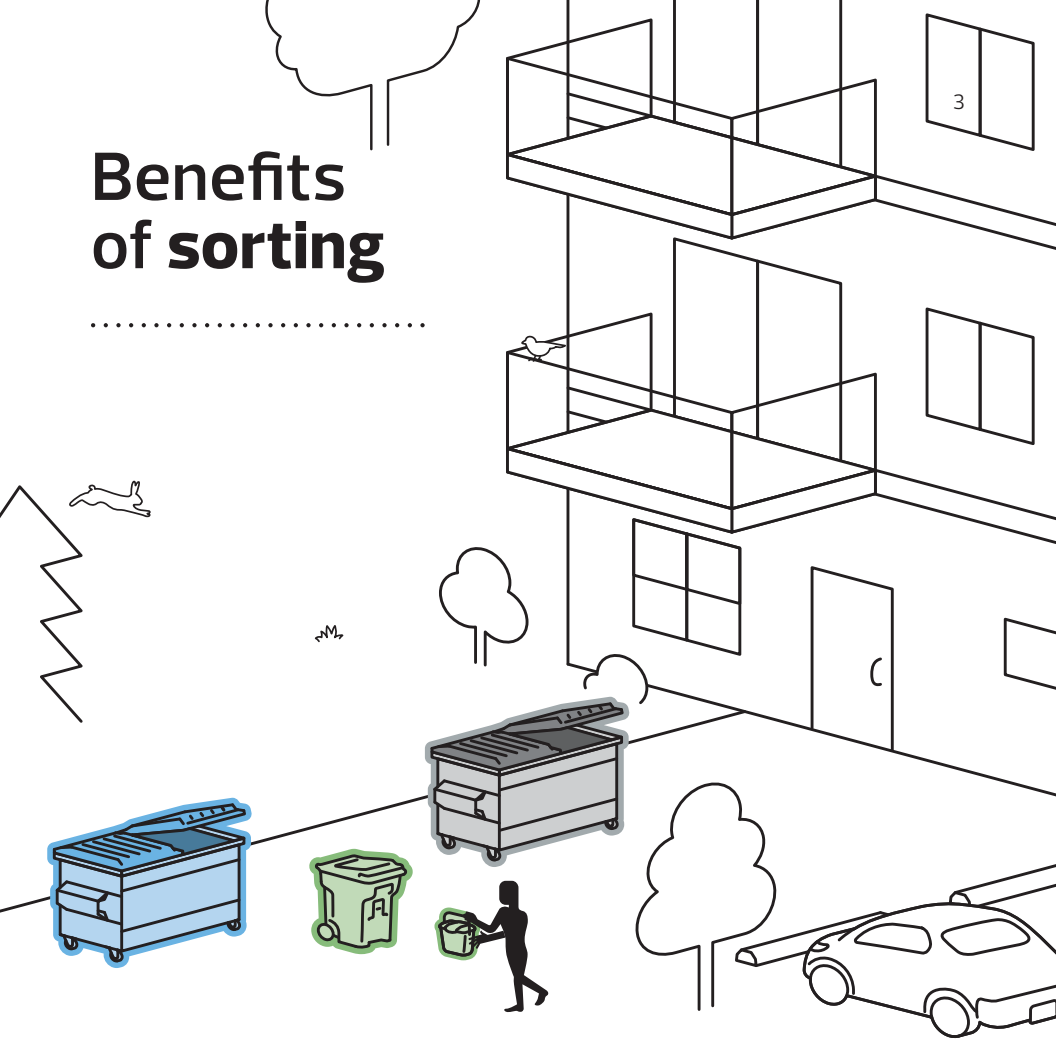
Step 3: Start sorting!

.....

When your containers are full, empty them in your building's correct bin or cart. Your recyclables can be loose or in blue bags.

Tip: Your food scraps pail is dishwasher safe! To minimize odours, wash it regularly.

Benefits of sorting




Recyclables are sorted and sent to manufacturers, who turn them into new products. This saves natural resources, conserves energy and reduces emissions.



Food scraps are composted. This keeps them out of landfills, where they would produce greenhouse gasses as they break down.

Be a good neighbour

.....

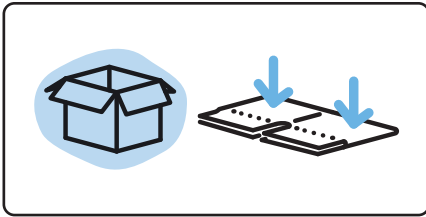


Don't leave items outside of bins

.....

Bins won't be emptied if garbage bags are left beside or in front of them. They block access for the collection trucks.

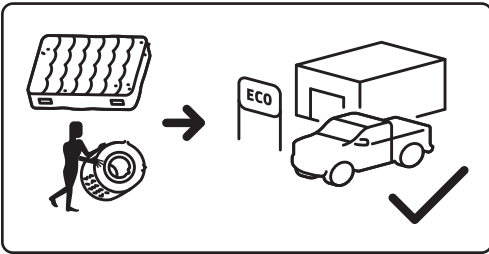
Properly sorting food scraps and recycling saves space in your garbage bin.



Flatten cardboard boxes

.....

This saves space in the blue bin. Unfolded boxes take up to ten times as much space!



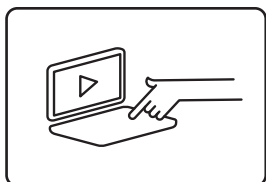
Take bulky items to Eco Stations

.....

Eco Stations are convenient waste drop-off sites for bulky items, batteries, household hazardous waste and more. Visit edmonton.ca/EcoStations for more information.

Have a question?

.....



Visit edmonton.ca/Waste

.....

Get more information,
watch videos and more.



WasteWise


.....

See the back of this
booklet to learn more.



Contact 311

.....



Report illegal dumping

.....

Tell your property manager
if you see items that don't
belong in or around your
bin, like old furniture.
This helps ensure your
waste is collected.





Download the WasteWise app

WasteWise is a search tool that helps residents sort their recycling, food scraps and garbage.

Use it online at edmonton.ca/WasteWise, or download the free app from the Google Play or Apple App stores.



WasteWise is available in 14 languages.

English • čeština • Deutsch • Español
Français • Magyar • 日本語 • ភាសាខ្មែរ
한국어 • ਪੰਜਾਬੀ • Português • Русский
Tiếng Việt • 简体中文



.....
edmonton.ca/Waste
Waste Collection at Apartments and Condos · A Guide for Residents
Third Edition V2 · May 2024

