

Office of the City Manager
Department

Edmonton

June 2022 Employee Check-in

Summary Report

The City of Edmonton checks in with employees three times a year.

In **June 2022**, 12 questions were asked to all City of Edmonton employees to see how employees are doing in regards to the six positive employee experience dimensions listed below.

459 of **1459** Office of the City Manager employees responded (**31%**).



Meaningful Work

I feel connected to the City's Vision through purposeful work



Growth Opportunities

I am supported to develop my skills and accomplish my career goals



Supportive Environment

I feel respected and recognized for my unique contributions



Wellness

I feel safe and secure and am supported to achieve wellness



Trust in Leadership

I observe leaders listening, communicating transparently, and inspiring



Empowered Employees

I share my thoughts on how to improve and support improvement

Survey results are always available online at edmonton.ca.

Curious about how Glint surveys are scored? Click [here](#).

Survey Topics

1. How happy are you working at the City of Edmonton?
2. I would recommend the City of Edmonton as a great place to work.
3. How are you doing?
4. I feel safe at my workplace.
5. As a City employee, I know what supports and resources are available to me for my mental health and wellbeing.
6. I feel satisfied with the recognition or praise I receive for my work.
7. I feel a sense of belonging at the City Of Edmonton.
8. My direct supervisor (person I report to) values different perspectives.
9. The work that I do at the City Of Edmonton is meaningful to me



Survey Topics

- | | |
|-----|---|
| 10. | I am encouraged to find new and better ways to get things done. |
| 11. | Enviso Awareness |
| 12. | What would help you feel more supported right now? |





Scores by Topic



Topic/Question	Score	Trend																						
1. How happy are you working at the City of Edmonton?	66	<table border="1"><caption>Trend Data for Question 1</caption><thead><tr><th>Year</th><th>Score</th></tr></thead><tbody><tr><td>DEC '19</td><td>68</td></tr><tr><td>Q1 '20</td><td>70</td></tr><tr><td>Q2 '20</td><td>76</td></tr><tr><td>Q3 '20</td><td>67</td></tr><tr><td>Q4 '20</td><td>68</td></tr><tr><td>Q1 '21</td><td>68</td></tr><tr><td>Q2 '21</td><td>63</td></tr><tr><td>Q3 '21</td><td>62</td></tr><tr><td>Q4 '21</td><td>66</td></tr><tr><td>DEC '22</td><td>66</td></tr></tbody></table>	Year	Score	DEC '19	68	Q1 '20	70	Q2 '20	76	Q3 '20	67	Q4 '20	68	Q1 '21	68	Q2 '21	63	Q3 '21	62	Q4 '21	66	DEC '22	66
Year	Score																							
DEC '19	68																							
Q1 '20	70																							
Q2 '20	76																							
Q3 '20	67																							
Q4 '20	68																							
Q1 '21	68																							
Q2 '21	63																							
Q3 '21	62																							
Q4 '21	66																							
DEC '22	66																							
2. I would recommend the City of Edmonton as a great place to work.	63	<table border="1"><caption>Trend Data for Question 2</caption><thead><tr><th>Year</th><th>Score</th></tr></thead><tbody><tr><td>DEC '19</td><td>70</td></tr><tr><td>Q1 '20</td><td>69</td></tr><tr><td>Q2 '20</td><td>72</td></tr><tr><td>Q3 '20</td><td>69</td></tr><tr><td>Q4 '20</td><td>69</td></tr><tr><td>Q1 '21</td><td>69</td></tr><tr><td>Q2 '21</td><td>62</td></tr><tr><td>Q3 '21</td><td>62</td></tr><tr><td>Q4 '21</td><td>63</td></tr><tr><td>DEC '22</td><td>63</td></tr></tbody></table>	Year	Score	DEC '19	70	Q1 '20	69	Q2 '20	72	Q3 '20	69	Q4 '20	69	Q1 '21	69	Q2 '21	62	Q3 '21	62	Q4 '21	63	DEC '22	63
Year	Score																							
DEC '19	70																							
Q1 '20	69																							
Q2 '20	72																							
Q3 '20	69																							
Q4 '20	69																							
Q1 '21	69																							
Q2 '21	62																							
Q3 '21	62																							
Q4 '21	63																							
DEC '22	63																							
3. How are you doing?	63	<table border="1"><caption>Trend Data for Question 3</caption><thead><tr><th>Year</th><th>Score</th></tr></thead><tbody><tr><td>JUN '20</td><td>70</td></tr><tr><td>DEC '20</td><td>58</td></tr><tr><td>Q1 '21</td><td>59</td></tr><tr><td>Q2 '21</td><td>60</td></tr><tr><td>Q3 '21</td><td>58</td></tr><tr><td>Q4 '21</td><td>59</td></tr><tr><td>JUN '22</td><td>63</td></tr></tbody></table>	Year	Score	JUN '20	70	DEC '20	58	Q1 '21	59	Q2 '21	60	Q3 '21	58	Q4 '21	59	JUN '22	63						
Year	Score																							
JUN '20	70																							
DEC '20	58																							
Q1 '21	59																							
Q2 '21	60																							
Q3 '21	58																							
Q4 '21	59																							
JUN '22	63																							

Scores by Topic



Topic/Question	Score	Trend
4. I feel safe in my workplace	78	 Decrease of 4 points since December 2020
5. As a City employee, I know what supports and resources are available to me for my mental health and wellbeing.	76	This is the first time this question was asked.
6. I feel satisfied with the recognition or praise I receive for my work.	60	 Decrease of 6 points since December 2020

Scores by Topic



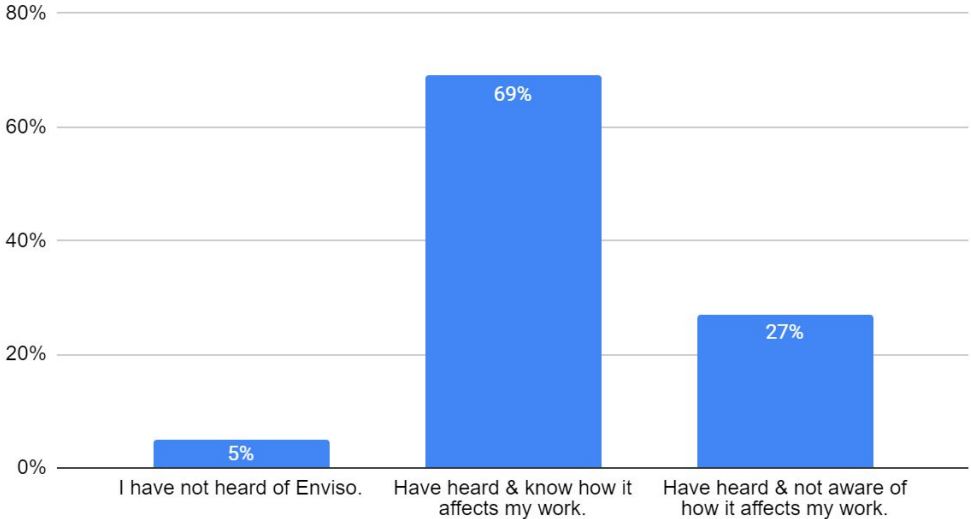
Topic/Question	Score	Trend
7. I feel a sense of belonging at the City Of Edmonton.	60	 Decrease of 7 points since March 2021
8. My direct supervisor (person I report to) values different perspectives.	77	No change since March 2021
9. The work that I do at the City Of Edmonton is meaningful to me	77	 Increase of 2 points since December 2020
10. I am encouraged to find new and better ways to get things done.	58	 Decrease of 14 points since March 2021

Scores by Question



Topic/Question

11. Enviso Awareness



Scores by Question



Topic/Question	Score	Top Themes
12. What would help you feel more supported right now?	N/A	Communication, Recognition, Safety, Values, Well-being

Note: This question is open-ended and therefore cannot be scored. All comments are aggregated.

