

# NEIGHBOURING for Climate

A toolkit to inspire climate action  
with your neighbours!

GUIDEBOOK | 2024

**CHANGE  
FOR  
CLIMATE**

Edmonton

## Toolkit Contents

### **GUIDEBOOK**

Instructions to help you and your neighbours get started and use the action cards

### **ACTION CARDS**

Card deck of ideas with ways to take action

### **ONLINE HUB**

Access resources at [edmonton.ca/climateneighbours](https://edmonton.ca/climateneighbours)



# WELCOME NEIGHBOURS!

Let's act on climate change together.


Addressing climate change can feel overwhelming. Together we can make progress locally! *Neighbouring for Climate* is a City of Edmonton project to bring neighbours together to take action on climate change.

With easy-to-use climate action cards, Neighbouring for Climate provides suggestions and tips for reducing greenhouse gas emissions and adapting our neighbourhoods to a changing climate. Join your neighbours, save money, learn new skills and have fun.

## WHO IS IT FOR?

**This toolkit is for everyone.** Neighbouring for Climate was designed with input from Edmontonians to make climate action simple. One size does not fit all, so select actions that work best for you and your neighbours.

Whether you are new to climate action or getting to know your neighbours, there are lots of ways to get involved and support one another.



**Include everyone who is interested.**  
Find ways to support and involve neighbours who have a variety of needs and abilities.

# What is in the card deck?

The action cards provide ideas and information to start taking climate action on your own or with your neighbours.

## TOPIC CARDS

Learn about the topics and why they are important in addressing climate change.

Each topic has several actions to choose from.



## ACTION CARDS

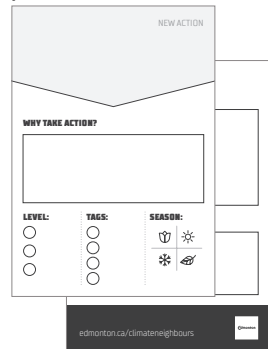
Consider what actions neighbours can take together.

Includes information to help you choose what works best for your block/building and tips on how to take action.



## BLANK CARDS

Write down new ideas to share with others and keep track of what you and your neighbours have done.



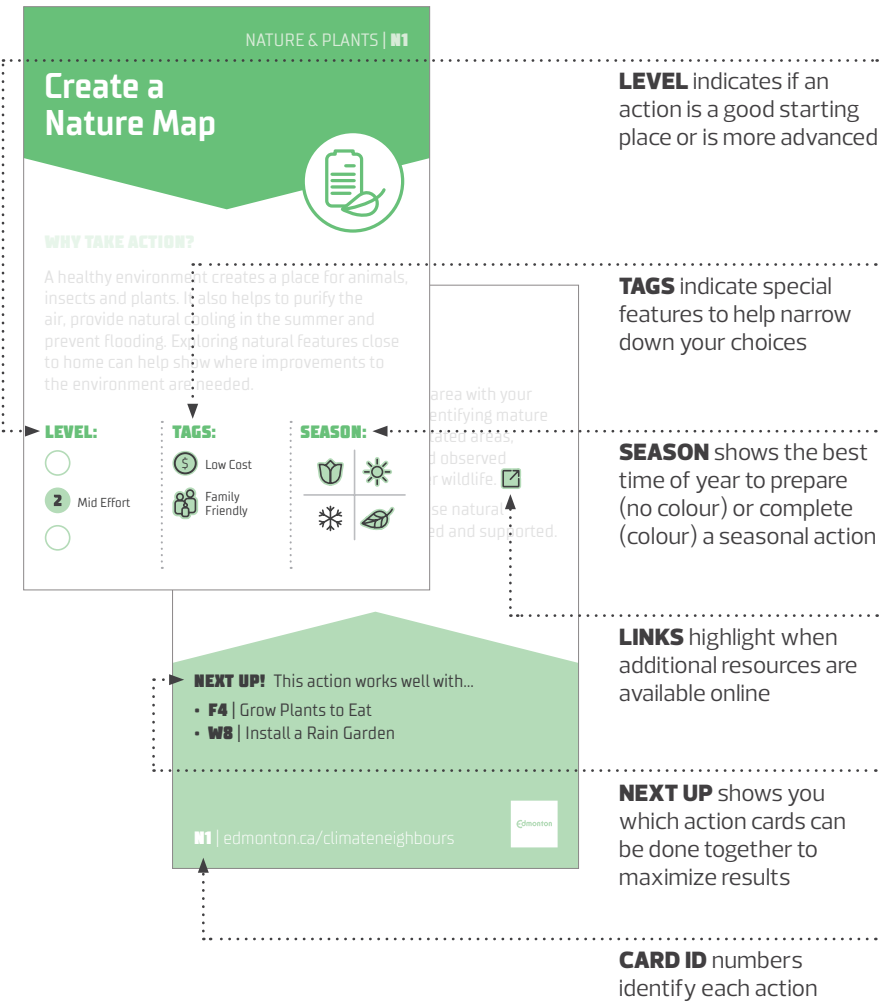
## LEARN MORE!

A list of extra resources can be found at [edmonton.ca/climateneighbours](https://edmonton.ca/climateneighbours)

# What is on the action cards?

The cards are designed to be sorted, shared and discussed. Gather around with your neighbours and get started!

While some actions can be done alone, working with your neighbours offers more benefits and fun. The action cards include at-a-glance information that will help you choose what will work best for you and your neighbours.



# How do you use the action cards?

If you are not sure how to start using the cards, follow these steps to help you narrow down your options.

## STEP 1: Explore Your Options

What will be your first action as a group? Look through the action cards together and pull out all the cards that interest you to start the conversation.

*Examples of how to sort the action cards:*

### TOPIC CARDS

#### Follow your interests

**Consider this if...** you or your neighbours are passionate about a specific topic about climate change.

### LEVEL

#### Take the easy (or hard) route

**Consider this if...** you have limited time or are looking for a challenge.

1

Low Effort

2

Mid Effort

3

High Effort

**Everyone can contribute.** Think about the different skills, tools or experiences neighbours can offer each other.

## STEP 2: Select Your First Action

Discuss your initial ideas to narrow them down. Move your selections here to decide on a first action. Think about:

- Does your group have (or can gain) the skills or resources required?
- Does it feel achievable?
- Can it be done with an existing local project or event?
- Is it in season?

*Examples of how to sort the action cards:*

### SEASONS

#### Change with the weather

**Consider this if...** you are looking for something to do at a specific time of year.



Spring



Summer



Winter



Fall

### TAGS

#### Make it customized

**Consider this if...** you want actions that are tailored to your local needs and resources.



Event



Bulk Buy



Family Friendly



Low Cost

## STEP 3: Plan Ahead

Many actions work well together. Once you have selected the action you will take, discuss what other actions might work well to take next. How will you build off the previous step? Consider actions that are:

- In the same season
- Have a higher level of effort
- Related “next up” actions (see back of card)
- Other actions you considered in Step 1

*Examples of how to sort the action cards:*

### NEXT UP

#### Maximize your efforts

**Consider this if...** you are looking to maximize your efforts with action cards that work well with each other.

# Track your Journey

This next section is all about keeping track of your actions, from start to finish! Write, draw or attach ideas to document your experience.

## STARTER ACTIONS

- S1** | Get to Know Your Neighbours
- S2** | Learn about Climate Change
- S3** | Become a Climate Change Advocate
- S4** | Explore Local Assets

## EMERGENCY PREP

- P1** | Identify Local Risks
- P2** | Learn First Aid Together
- P3** | Create an Emergency Plan
- P4** | Get Ready for Poor Air Quality
- P5** | Get Ready for Extreme Heat
- P6** | Get Ready for Extreme Cold
- P7** | Get Ready for Ice & Snow
- P8** | Get Ready for Rainfall & Flooding
- P9** | Get Ready for High Winds
- P10** | Get Ready for Power Outages
- P11** | Create Emergency Kits
- P12** | Create a Tool Library

## NATURE & PLANTS

- N1** | Create a Nature Map
- N2** | Plant a Garden
- N3** | Plant Trees
- N4** | Use Your Leaves
- N5** | Start a Seed Exchange or Library

## FOOD SECURITY

- F1** | Locate Edible Plants
- F2** | Join a Local Food Box Program
- F3** | Share Food with Neighbours
- F4** | Grow Plants to Eat
- F5** | Host a Harvest Party or Potluck

## ENERGY & FUEL SAVINGS

- E1** | Travel Sustainably
- E2** | Conduct a Home Energy Assessment
- E3** | Reduce Your Energy Consumption
- E4** | Turn Down the Heat
- E5** | Install Sustainable Energy

## WASTE & WATER

- W1** | Buy in Bulk
- W2** | Learn How to Compost
- W3** | Install a Rain Barrel
- W4** | Plan a Swap
- W5** | Assess for Home Flooding
- W6** | Start a Fix-it Club
- W7** | Start a Repair Shed
- W8** | Install a Rain Garden



ID #

CARD NAME

DATE

Interested

NOTES

Started

In Progress

Complete

ID #

CARD NAME

DATE

Interested

NOTES

Started

In Progress

Complete

ID #

CARD NAME

DATE

Interested

NOTES

Started

In Progress

Complete

ID #

CARD NAME

DATE

Interested

NOTES

Started

In Progress

Complete

ID #

CARD NAME

DATE

Interested

NOTES

Started

In Progress

Complete

ID #

CARD NAME

DATE

Interested

NOTES

Started

In Progress

Complete

ID #

CARD NAME

DATE

Interested

NOTES

Started

In Progress

Complete

ID #

CARD NAME

DATE

Interested

NOTES

Started

In Progress

Complete

ID #

CARD NAME

DATE

Interested

NOTES

Started

In Progress

Complete

ID #

CARD NAME

DATE

Interested

NOTES

Started

In Progress

Complete

ID #

CARD NAME

DATE

Interested

NOTES

Started

In Progress

Complete

ID #

CARD NAME

DATE

Interested

NOTES

Started

In Progress

Complete

# Don't know where to start? Get to know your neighbours!

Working with your neighbours gives you the full benefit of the action cards. If you don't know your neighbours yet, here are some tips to get you started.

Feel uncomfortable or awkward? You are not alone! The hardest part is making the first connection.

## CONVERSATION STARTER TIPS

- 1. Say hello!** Being friendly and a simple smile and greeting can go a long way.
- 2. Get outside.** Go to community events, hang out in your yard or visit the neighbourhood park. You won't meet your neighbours by staying at home.
- 3. Drop a note.** Leave a postcard in their mailbox or at their door. Put up a poster in a shared space to spark interest.
- 4. Join a local social media group.** Some neighbourhoods and apartment buildings are connected online. This is a way to find and connect with interested neighbours.
- 5. Share your interests.** Find common ground in conversation to spark an idea for action you can take together.

*"Hello! I live next door and am getting to know my neighbours. Did you know there are ways we can help each other in a local emergency?"*

*"I noticed you have a beautiful garden. Would you be interested in using your skills to help out your neighbours?"*

*"I just learned about a DIY project we could help each other with. Do you want to come over for coffee and talk about some ideas?"*

Find other conversation starters at  
[edmonton.ca/climateneighbours](http://edmonton.ca/climateneighbours)

# Why should we get neighbouring for climate?

Climate action works best when we work together. By supporting one another, we can create healthy neighbourhoods we can all benefit from.

## SOCIAL BENEFITS

Working with our neighbours on climate change...

- Improves our ability to handle emergencies
- Increases feelings of safety
- Reduces isolation and creates a sense of community
- Provides opportunities to share skills and knowledge

## HEALTH BENEFITS

Reducing the impacts of climate change can improve personal health and well-being by...

- Walking and biking to reduce emissions and provide exercise
- Growing and sharing produce to provide low-cost healthy food
- Clearing ice and resolving water pooling to make our neighbourhoods safer

## HEALTHY NEIGHBOURHOODS

## ENVIRONMENTAL BENEFITS

Neighbours can improve environmental health by...

- Decreasing GHG emissions and improving energy efficiency
- Improving drought tolerance, expanding healthy habitats and supporting native species
- Improving air and water quality
- Reducing the amount of waste entering the landfill

## FINANCIAL BENEFITS

Coming together as a community can help us save money by...

- Buying in bulk
- Saving energy, transportation and maintenance costs
- Reducing the impacts of flooding and the cost of recovery
- Reusing items that your neighbour no longer wants

## How do we take action?

Visit [edmonton.ca/climateneighbours](https://edmonton.ca/climateneighbours) for resources to get started on your Neighbouring for Climate journey!

For more information about Neighbouring for Climate, contact City staff by calling 311 or email [changeforclimate@edmonton.ca](mailto:changeforclimate@edmonton.ca)

**CELEBRATE TOGETHER!** Share your actions with your neighbours and Edmontonians on social media. **#ChangeforClimate**

**A BIG THANK YOU** to the community members who contributed their ideas, time and expertise to the creation of Neighbouring for Climate.

[edmonton.ca/climateneighbours](https://edmonton.ca/climateneighbours)

