


# Standard Operating Practice (SOP) – Fencing CCC Inspections for Photo Submission

## Step 1

- Consultant to complete the inspection of the fence (City inspector is not required).

## Step 2

- Consultant shall upload the following items into ePlan:
  1. Fencing CCC Inspection Checklist for Photo Submission
  2. CCC Inspection Request Form
  3. Engineering Drawings - Highlighted plan – City approved drawing and details
  4. Photographs - uploaded to ePlan – numbered, labelled and dated



DEVELOPMENT INSPECTIONS UNIT - LANDSCAPE  
SUBDIVISION AND DEVELOPMENT COORDINATION  
URBAN PLANNING AND ECONOMY  
DEVELOPMENT SERVICES

**FENCING CCC INSPECTION CHECKLIST  
FOR PHOTO SUBMISSION ONLY**

**SITE INFORMATION**

NEIGHBOURHOOD NAME & STAGE NUMBER:

CONSULTANT:

CONTRACTOR:

TYPE OF FENCE:  WOOD SCREEN  WROUGHT IRON / VINYL / DECORATIVE  
 CHAIN LINK  OTHER

*Please Note - Photo submissions will not be accepted for public fencing. Photo submissions will not be accepted for runs of fence that exceed 40 meters (130 feet) in length.*

**FENCING INSPECTION CHECKLIST FOR PHOTO SUBMISSION**

**A) GENERAL**

1. Is there faded paint, chipped paint, deficient cover coating, and/or stain that leaves the material exposed (i.e. cut ends)?  YES  NO

2. Are there signs that cover any panels obscuring the ability to inspect the fence?  YES  NO

3. Does the fence have graffiti or damages?  YES  NO

4. Do posts move in the ground?  
Note: If there is complete excavation along one side, exposing posts, this results in the fence not being secure.  YES  NO

5. Have sections of the fence been removed for site access to adjacent property?  
Note: Sections of the fence removed must be replaced prior to approval. If there is evidence that the owner or builder have removed sections of the fence, then the removed sections of the fence, due to this reason, will not constitute rejection of the CCC.  YES  NO

6. Is the required fence gap between 50 mm to 75 mm?  
Note: The fence gap shall not be less than 50 mm or exceed the maximum allowance of 75 mm. Provide grade stakes if the adjacent grades and/or landscape have not been installed. Ensure the base of the fence is exposed, fence shall not be covered in mud / dirt / snow / other to a degree in which the fence gap cannot be inspected properly.  YES  NO

Notes:

Notes:


Notes:

Notes:

Notes:

Notes:

Page 1 of 4



DEVELOPMENT INSPECTIONS - LANDSCAPE  
SUBDIVISION AND DEVELOPMENT COORDINATION  
CITY PLANNING  
URBAN FORM AND CORPORATE STRATEGIC DEVELOPMENT

**CCC INSPECTION REQUEST FORM  
SERVICING AGREEMENT**

DEVELOPMENT NAME & STAGE:

MUNICIPAL IMPROVEMENT:  REQUEST DATE:

DESCRIPTION (AS LISTED IN ESERVICES?):  SERVICING AGREEMENT NO.:

EPLAN #:  SIGNED SERVICING AGREEMENT DATE:

DEVELOPER:

CONSULTANT:

CONTRACTOR:

Total number of trees in municipal improvement: (if applicable)  Does the site installation reflect the latest approved drawings/red-line?  YES  NO

---

**CCC INSPECTION REQUEST CHECKLIST**

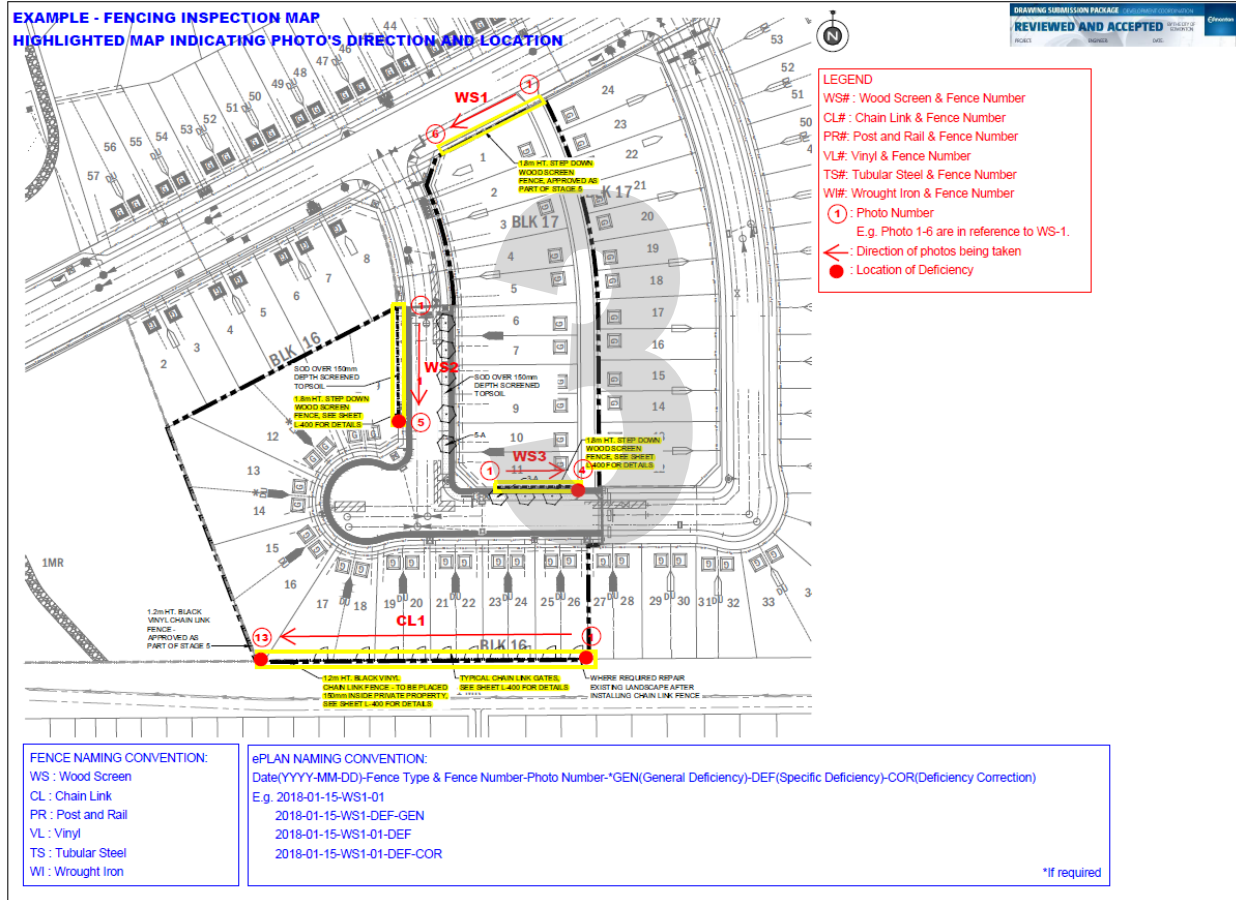
	YES	NO	N/A
Inspection request submitted to eServices	<input type="radio"/>	<input type="radio"/>	<input type="radio"/>
Upload to ePlan the latest project drawings (and/or red-line) that have been approved by Development Coordination. Municipal improvement to be highlighted.	<input type="radio"/>	<input type="radio"/>	<input type="radio"/>
Upload pre-inspection report to ePlan	<input type="radio"/>	<input type="radio"/>	<input type="radio"/>
Upload maintenance schedule to ePlan (for landscape inspection requests)	<input type="radio"/>	<input type="radio"/>	<input type="radio"/>

COMMENTS:

I hereby certify that all the above mentioned improvement has been verified to meet all the necessary requirements for inspection. I understand that the request will be considered invalid if any of the above items are missing.

NAME OF APPLICANT:  EMAIL:

# Standard Operating Practice (SOP) – Fencing CCC Inspections



## Example of naming convention for photographs on ePlan

YYYY-MM-DD-TYPE OF FENCE & FENCE NUMBER-PHOTO NUMBER \*(DEF (SPECIFIC DEFICIENCY), COR (DEFICIENCY CORRECTION), GEN (GENERAL DEFICIENCY))

- 2018-01-15-CL1-01
- 2018-01-15-CL1-01-GEN
- 2018-01-15-CL1-02
- 2018-01-15-CL1-03
- 2018-01-15-CL1-04 -DEF
- 2018-01-15-CL1-04 -DEF-COR
- 2018-01-15-CL1-04
- 2018-01-15-CL1-05
- 2018-01-15-CL1-06
- 2018-01-15-CL1-07
- 2018-01-15-CL1-08
- 2018-01-15-CL1-09
- 2018-01-15-WS1-01
- 2018-01-15-WS1-02
- 2018-01-15-WS1-03
- 2018-01-15-WS1-04

\*If required



Standard Operating Practice (SOP) – Fencing CCC Inspections



# Standard Operating Practice (SOP) – Fencing CCC Inspections

