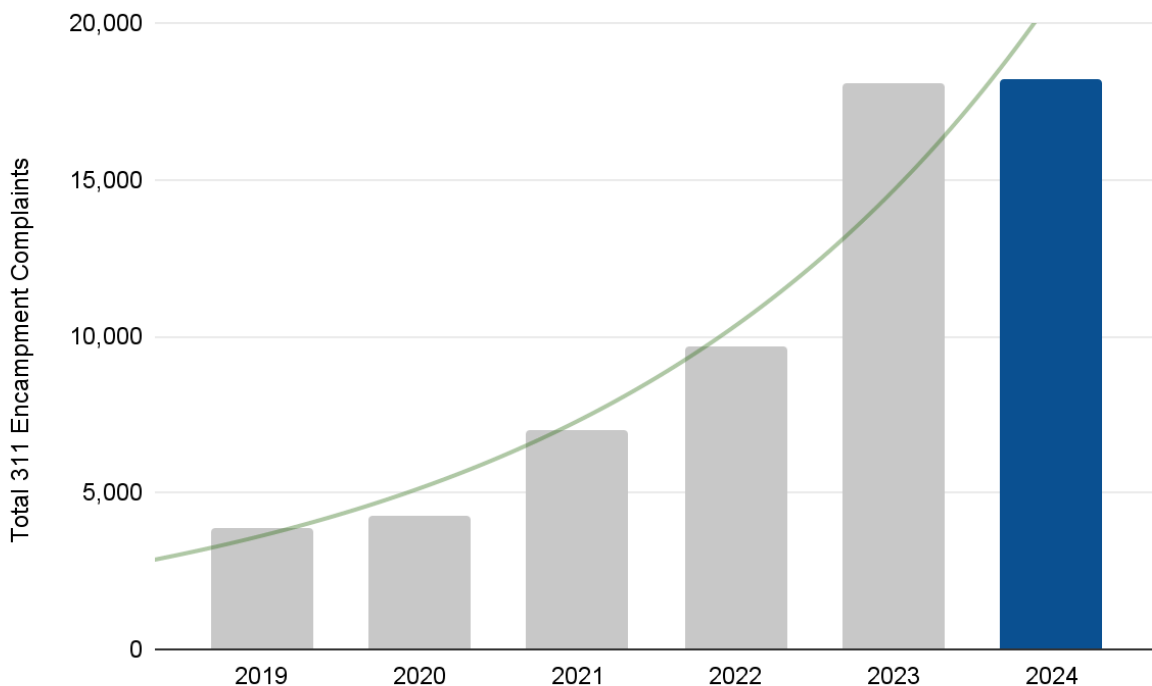


Encampment Response Annual Statistics 2023 - 2024

Edmonton

OVERVIEW

Encampment complaints have grown exponentially over the last five years. Some of this growth can be attributed to ongoing messaging encouraging Edmontonians to report encampments via 311 to ensure they can be addressed appropriately. The total number of encampment **complaints increased slightly in 2024** compared to 2023. The total complaints received is higher than the number of unique encampment sites addressed. This is because multiple individuals often report the same encampment.

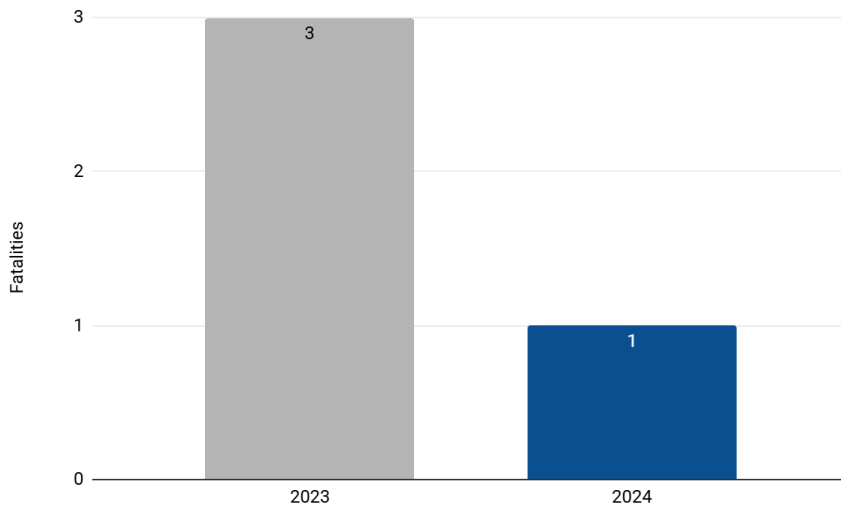


Encampment Response Annual Statistics 2023 - 2024

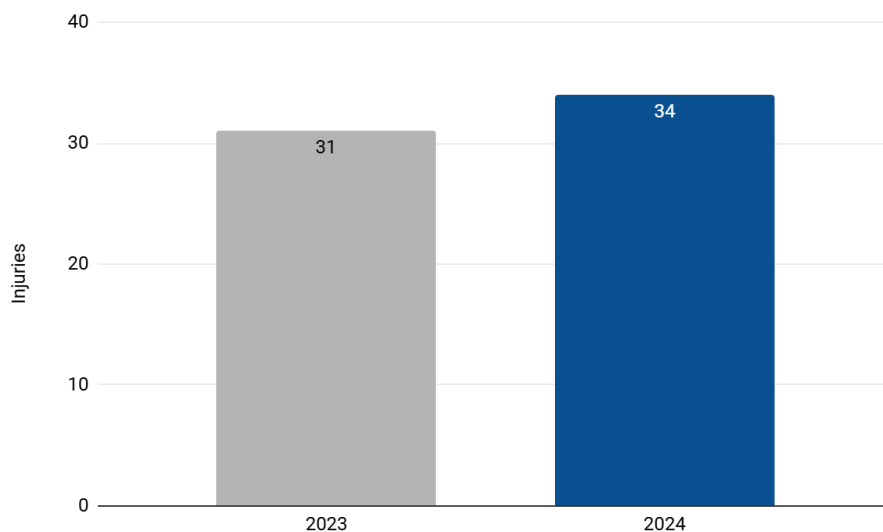
Edmonton

FIRE FATALITIES & INJURIES

People in encampments often rely on fires and flaring propane tanks to stay warm, significantly increasing the risk of carbon monoxide poisoning, explosion and uncontrolled fires.



In 2024, Edmonton Fire Rescue Services documented that fatalities related to encampment fires decreased from three to one, while the number of injuries from fires at encampments increased slightly from 31 to 34.

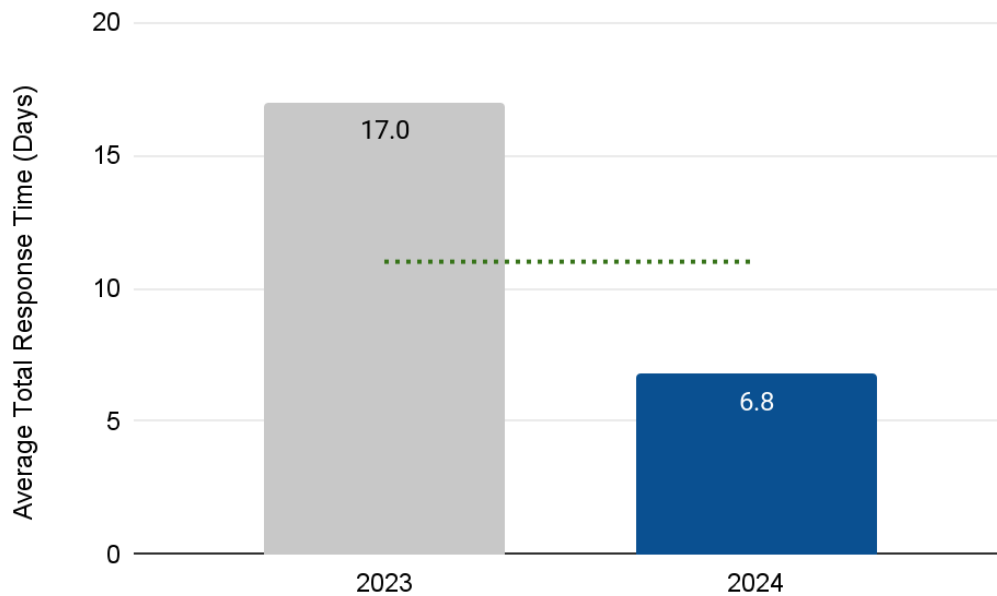


Encampment Response Annual Statistics 2023 - 2024

Edmonton

SERVICE LEVELS

The target service level for an encampment complaint response is 11 days. This response is measured from when a complaint is received by 311 to when an encampment has been closed and cleaned. Service levels improved significantly in 2024, decreasing by 60 per cent, as a result of inter-agency collaboration and an increase in temporary funding. The total response time dropped from an average of **17 days in 2023** to **6.8 days in 2024**.

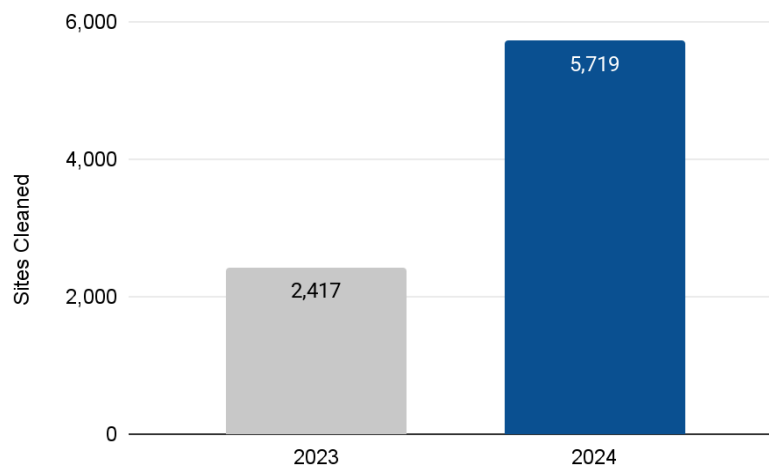


Encampment Response Annual Statistics 2023 - 2024

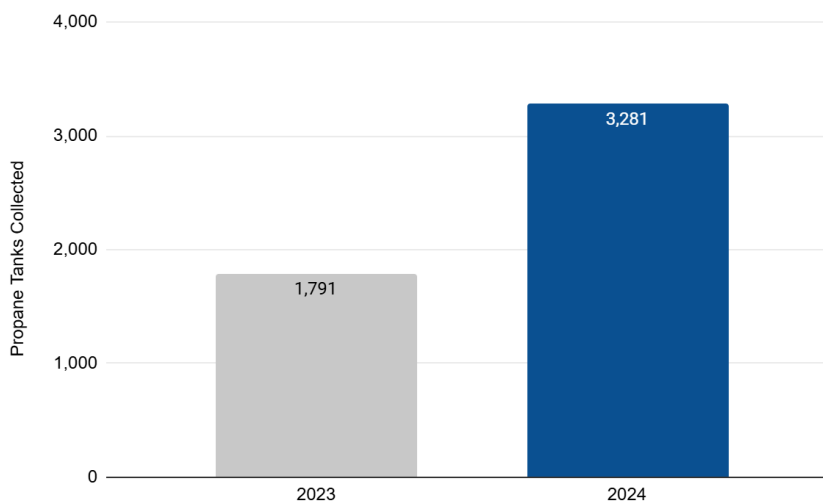
Edmonton

SITE CLEANING

City crews may clean up or remediate vacated encampment sites, but that isn't required in every case because sometimes, upon arrival at the site, there is nothing to clean. The number of **sites cleaned increased significantly in 2024**, by 137 per cent.



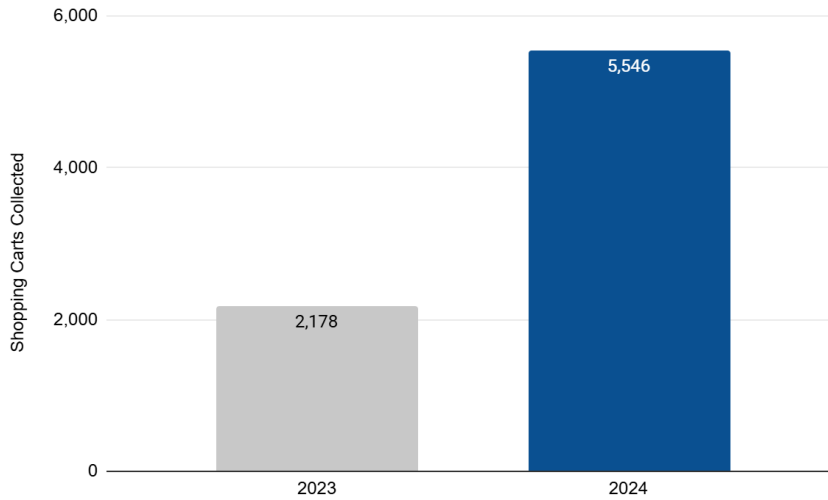
Encampment response efforts track the quantity of collected propane tanks, shopping carts, and needles along with the total volume of removed materials. **All categories increased in 2024.**



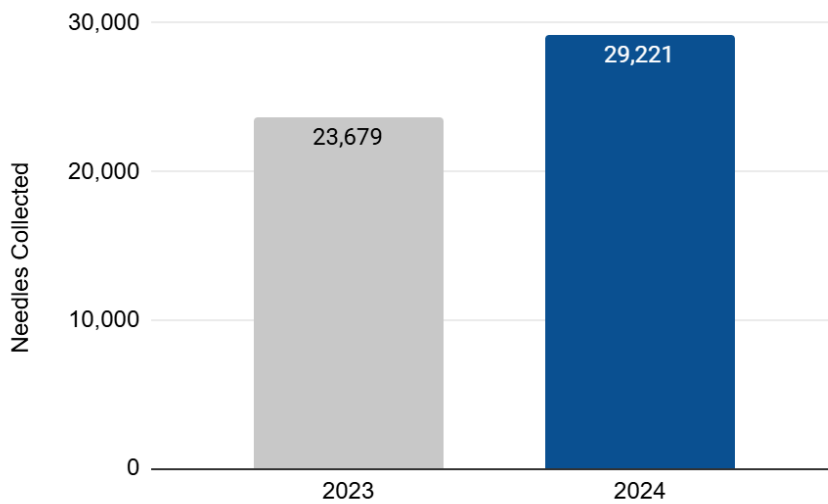
The number of propane tanks collected **increased by 83 per cent** in 2024.

Encampment Response Annual Statistics 2023 - 2024

Edmonton



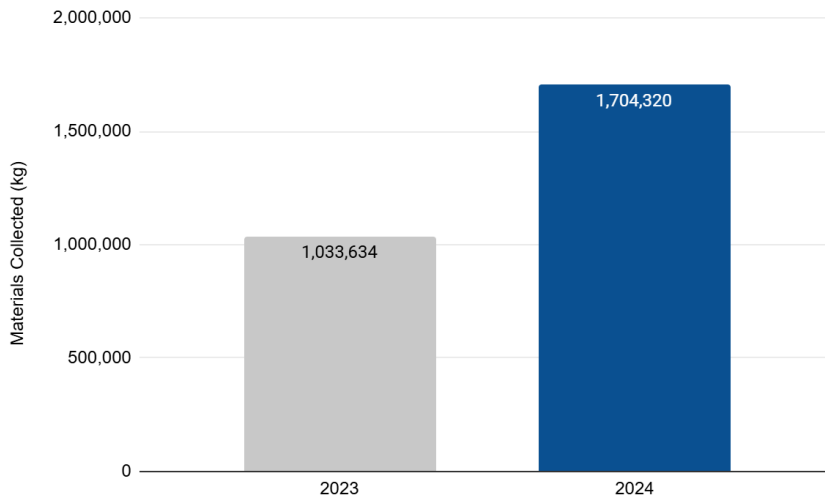
The number of shopping carts collected **increased by 155 per cent** in 2024.



The number of needles **increased by 23 per cent** in 2024.

Encampment Response Annual Statistics 2023 - 2024

Edmonton



The weight of materials collected **increased by 65 per cent** in 2024.