



## WHAT IS A LOCAL IMPROVEMENT?

A Local Improvement is a construction project undertaken near or adjacent to residents' properties which is considered more beneficial to the property owner and local area than to the City as a whole. All property owners have the right to petition against any Local Improvement. The petition process is guided by the provincial Municipal Government Act as well as City policies and procedures.

## HOW TO GET STARTED

Volunteers in your community take the lead to determine the level of community interest in updating to decorative lighting, and to begin the Local Improvement process. The City can provide support by sharing the options available for decorative street lighting and help gather feedback at future public engagement opportunities.

## Decorative Street Light Upgrades

New standard galvanized street lights are included in the neighbourhood renewal process at no additional cost to the property owner. However some communities choose to pay for a decorative street light upgrade and the cost of the upgrade is charged to the property owners as a Local Improvement.

The community must submit their choice of decorative lighting (colour, pole, arm, and/or luminaire) from the options below to the City for consideration by **May 1, 2024**.

### Decorative Street Light Options

#### Pole:



*Octagonal*




*Fluted*

#### Luminaire:



*Renaissance*



*Regular*


#### Arm:



*Scroll*



*Heritage*



*Newport*

#### Colour:



*Blue*



*Green*



*Black*

# Decorative Street Light Local Improvement Process

After the community has submitted their decorative lighting choice to the City:

1. The City provides registered property owners with an Expression of Interest (EOI) package in **summer 2024**. The EOI package includes the decorative choice selected and approximate cost
2. Registered property owners must return completed EOI packages to the City by **September 2024** by indicating whether they do ("yes") or do NOT ("no") support decorative street lights
3. The City will confirm if there was support to proceed with the Local Improvement process in **November/December 2024**. To confirm community support, a sample size of at least 20% of property owners in a neighbourhood must return their completed form to the City by the deadline. If 50% +1 of the received responses are in support ("yes"), the decorative street light Local Improvement process will proceed (see step 4). If 50% +1 of the received responses are not in support ("no"), only standard galvanized street lights will be installed. If less than 20% of property owners submit an Expression of Interest form to the City by the deadline, initiation of the decorative street lighting Local Improvement process will be at the discretion of the City, based on previous public engagement feedback
4. The City sends out Local Improvement Notices to registered property owners in **January/February** of Year 1 Construction
5. Registered property owners will then have **30 days** (based on delivery of the notice) to petition against the Local Improvement if they so choose. If the petition against the Local Improvement garners signatures of at least 50% +1 of all registered property owners in the neighbourhood, the Local Improvement is defeated and standard galvanized street lights will be installed. If the petition against the Local Improvement is unsuccessful, City Council will pass a Local Improvement Bylaw, and the decorative street light upgrade will proceed. The City will post the results of the petition process on [edmonton.ca/BuildingDunluce](https://edmonton.ca/BuildingDunluce)

If you require more information, please visit:  
[edmonton.ca/DecorativeStreetLights](https://edmonton.ca/DecorativeStreetLights)

## LOCAL IMPROVEMENT SCHEDULE

### MAY 1, 2024

Decorative lighting choice submitted to City by Community

### SUMMER 2024

Expression of Interest packages mailed from City

### SEPTEMBER 2024

Expression of Interest packages returned to the City

### NOVEMBER/DECEMBER 2024

City to confirm decorative lighting support to proceed with Local Improvement

### JANUARY/FEBRUARY

#### Year 1 Construction

Local Improvement Notices mailed from City

### FEBRUARY/MARCH

#### Year 1 Construction

30 day petition period **against** the Local Improvement

### SPRING - FALL

Year 1 (Start) Construction

### SPRING

#### Year 2 Construction

Local Improvement charge on property tax notice for **Year 1 Construction area**

**Local Improvement charge will appear on property tax notice the year after the sidewalk near your property is constructed.**

## Cost of Decorative Street Lights

Property owners pay the difference to upgrade from standard to decorative street lights. The cost of decorative street lights depends on the lighting options selected, the borrowing finance rate, the number of street lights and the number of property owners sharing the expense.

Property owners have two payment options for the Decorative Street Light Local Improvement costs:

1. **Lump sum payment:** One-time full cost payment.
2. **Amortized payment:** The cost is paid gradually on your yearly property taxes **over 15 years** (includes interest charges). The Local Improvement tax stays with the property and if you sell, the next owner will continue to pay the balance.

Decorative Street Lighting Estimated Costs	Colour	Pole/Arm		Luminaire
	Black	Octagonal/Arm	Fluted/Arm	Renaissance
One Time Cash Payment per Meter of Frontage	\$5 - \$10	\$10 - \$15	\$15 - 20	\$15 - \$20
Yearly Rate per Meter of Frontage for 15 years	\$0.40 - \$0.85	\$0.85 - \$1.25	\$1.25 - \$1.70	\$1.25 - \$1.70
One Time Cash Payment for Typical Lot (50ft)	\$75 - \$150	\$150 - \$225	\$225 - \$300	\$225 - \$300
Yearly Rate for 15 years for Typical Lot (50ft)	\$7 - \$13	\$13 - \$20	\$19 - \$26	\$19 - \$26

For example, a 50 foot lot (15.24m) with a decorative lighting choice of **black, octagonal, heritage and renaissance** would cost \$450 - \$675 or \$39 - \$59/year over 15 years. The exact cost for the Local Improvement will be included on your property tax notice the year following the decorative street light installation.

### Street Light Examples




Standard galvanized, **no cost**



Black, powder coated galvanized



Black, Heritage arm, Octagonal



Black, Fluted, Newport