

June 30, 2024
Operating and
Capital Financial Update

Edmonton

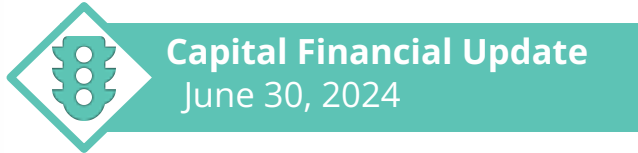
City Council
September 10, 2024

Presentation Overview



Economic Update

- Population growth
- Edmonton CMA labour market
- New housing construction
- Inflation



Capital Financial Update June 30, 2024

- Budget cycle spend
- Significant project results
- Debt update

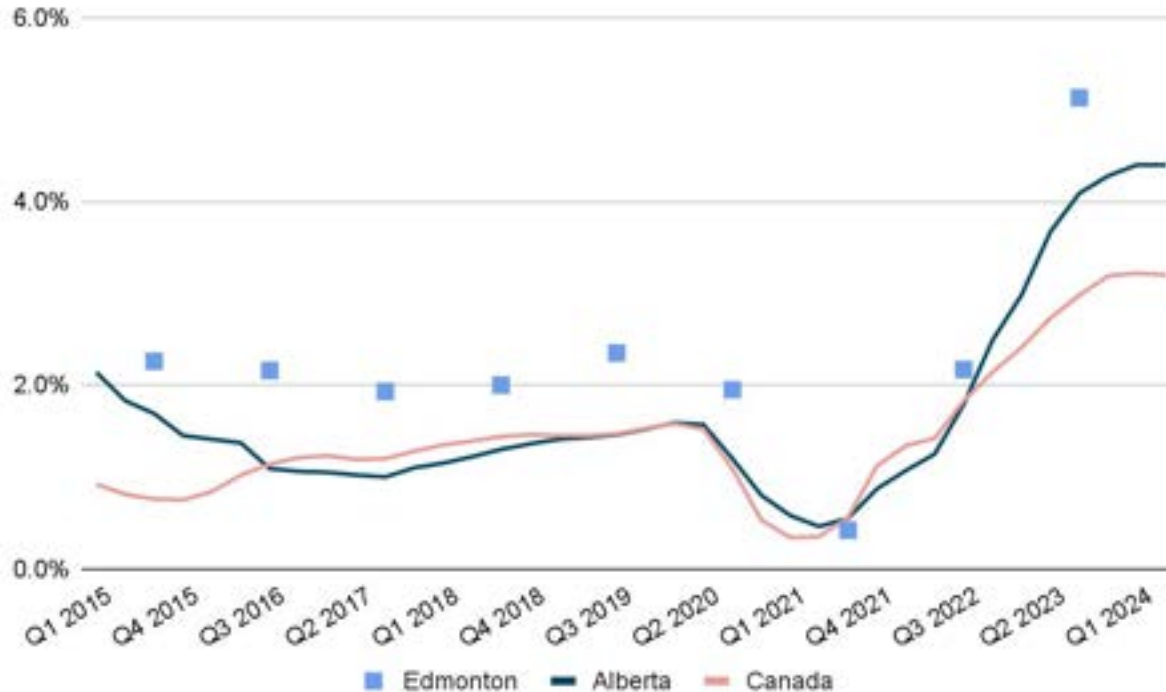


Operating Financial Update June 30, 2024

- Enterprise & Utility programs
- Tax supported operations
- Reserve update

Economic Update

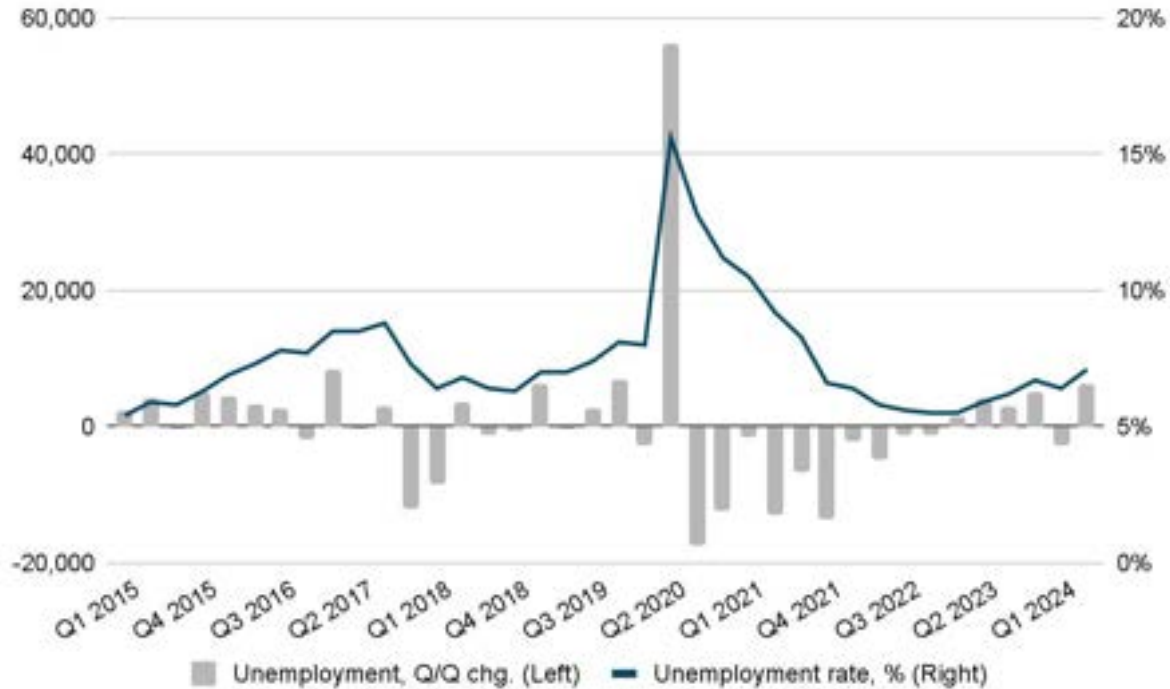
Annualized population growth



Sources: Alberta Treasury Board and Finance and Statistics Canada

Economic Update

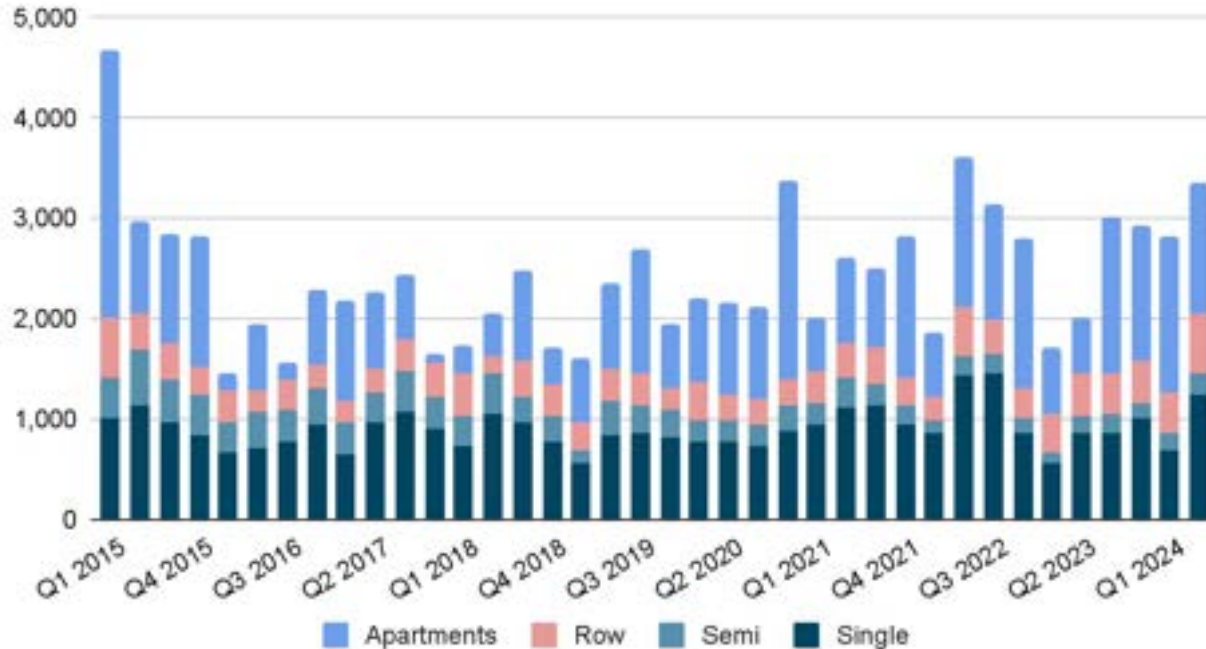
Unemployment - Edmonton CMA



Source: Statistics Canada, seasonally adjusted

Economic Update

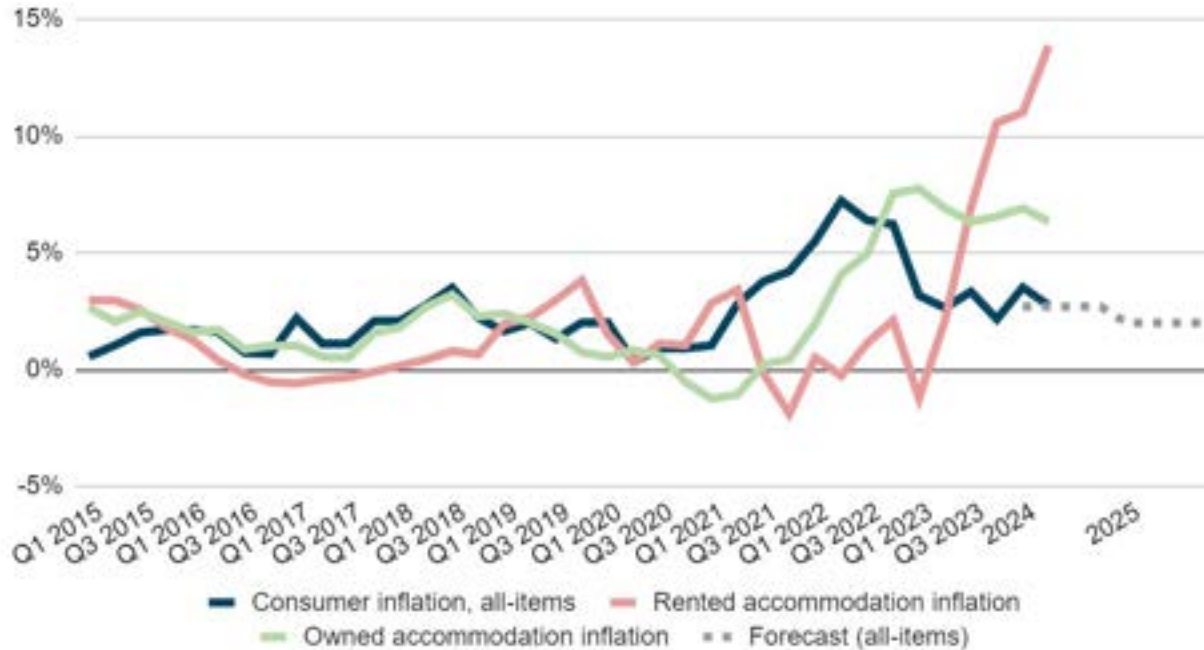
Housing starts composition - Edmonton



Source: Canada Mortgage and Housing Corporation

Economic Update

Annualized consumer inflation - Edmonton CMA



Source: Statistics Canada

Capital Results

June 30, 2024



Budget
Cycle
Spend



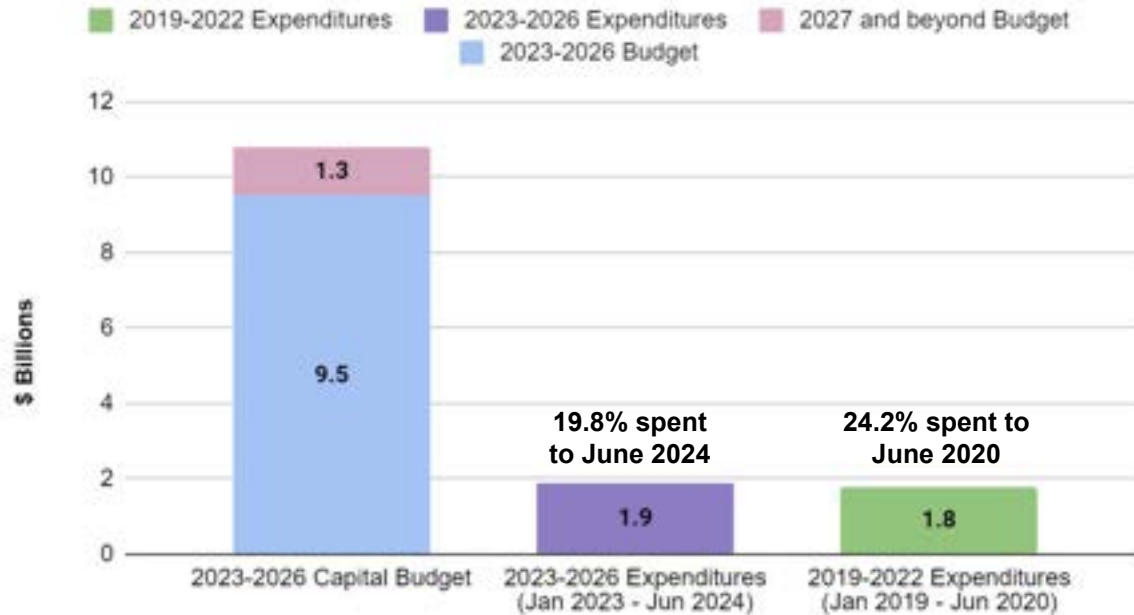
Significant
Project
Results



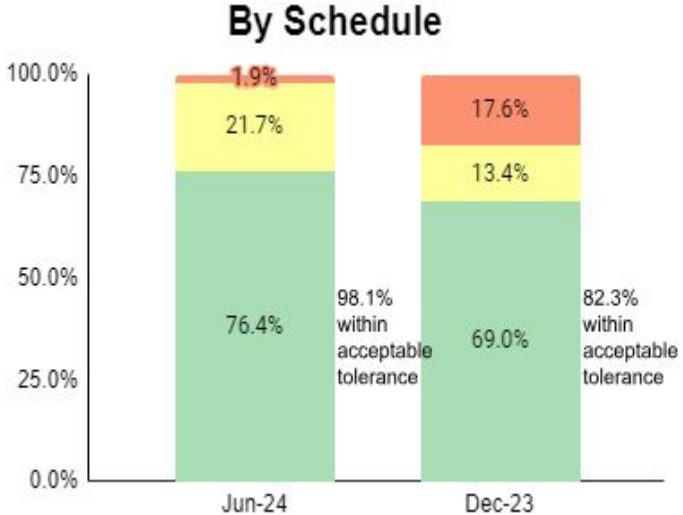
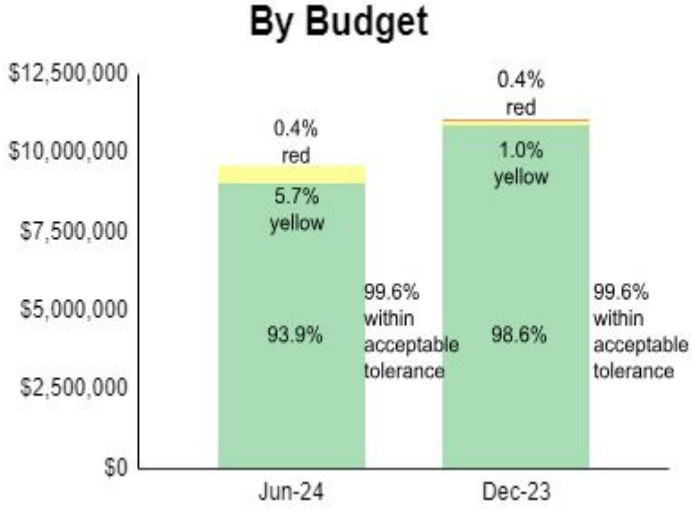
Debt Update

Budget Cycle Spend

2023-2026 Capital Budget Expenditures



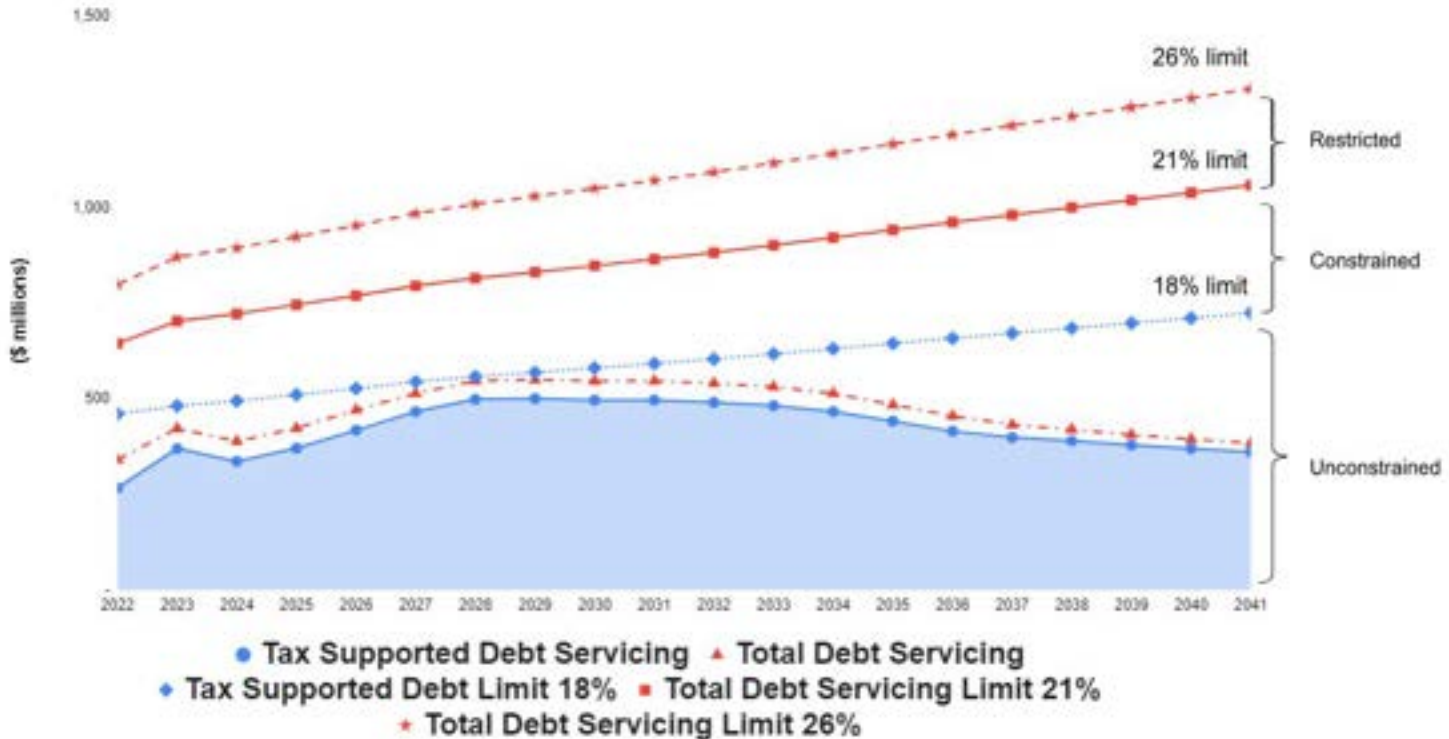
Significant Capital Project Status Summary



*The budget and schedule status charts above are weighted by the profiles approved budget.

Debt Management Fiscal Policy

Debt Servicing Limits (\$M)



Operating Results

June 30, 2024



**Enterprise
& Utility
Operations**

**Tax-
Supported
Operations**










Reserve Update



Enterprise and Utility Operations

June 30, 2024 - Net Position Budget Variance (in \$ millions)

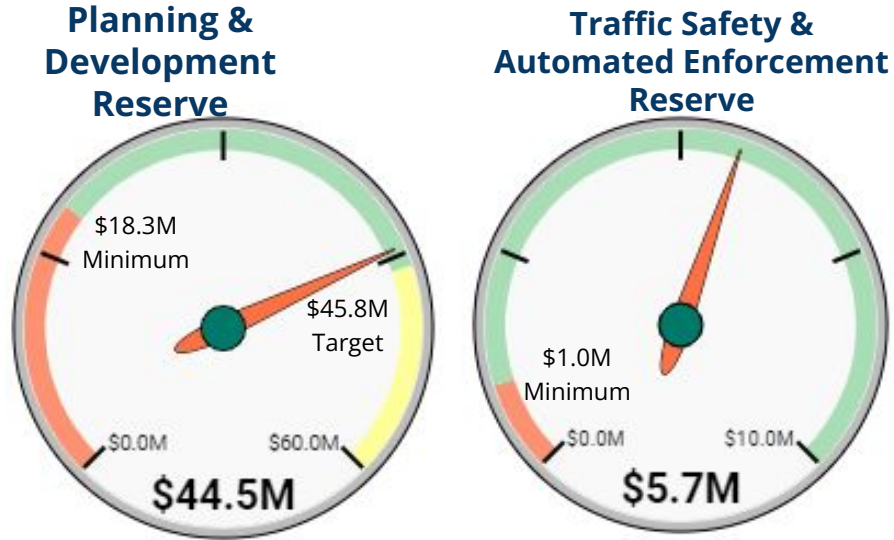
 Favourable  Unfavourable	YTD Variance	Projected Year-End Variance	
Waste Services	11.6	11.7	
Land Enterprise	(1.7)	0.9	 / 
Blatchford Redevelopment	(4.2)	(6.0)	
Blatchford Renewable Energy Utility	0.5	0.0	

Tax-Supported Operations (excluding EPS)

Year-to-date Variance		Projected Year-End Variance		Description	● Favourable ● Unfavourable
(11.6)	●	(14.3)	●	Personnel Costs <i>(All Departments)</i>	
(6.5)	●	(13.0)	●	Transit Fare Revenue <i>(Edmonton Transit)</i>	
(4.5)	●	(11.9)	●	Contract Costs <i>(All Departments)</i>	
(5.1)	●	(9.8)	●	Material Costs <i>(All Departments)</i>	
(2.3)	●	(8.3)	●	Fuel Costs <i>(Fleet and Facility Services)</i>	
(1.5)	●	(5.7)	●	Permit Fee Revenue <i>(Parks and Road Service)</i>	
(0.6)	●	(3.7)	●	Computer Software Costs <i>(Open City and Technology)</i>	
3.6	●	3.6	●	Taxation Revenue Adjustment <i>(Taxation Revenues)</i>	
0.7	●	4.7	●	Delayed Grant Payments - Downtown Virbrancy <i>(Economic & Investment Services)</i>	
0.0	●	12.0	●	Financial Strategies <i>(Corporate Expenditure)</i>	
28.8	●	12.0	●	Other Cumulative Variances	
1.0	●	(34.4)	●	Total	
0.1%	●	(1.1)%	●	Percent of Annual Budget	

Reserve Update (\$M)

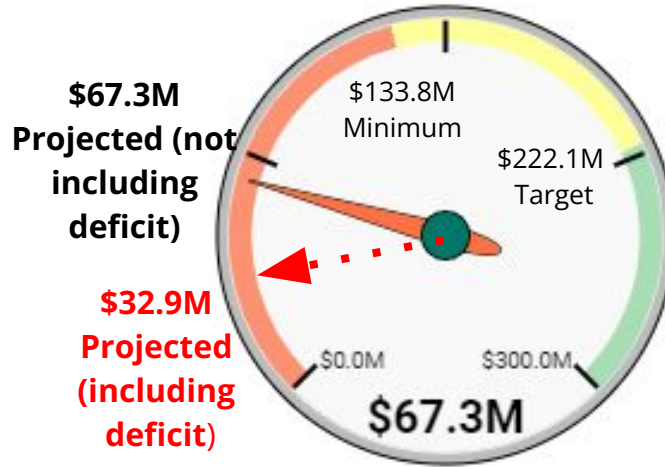
Projected December 31, 2024 Balance



- Above minimum balance & below target balance
- Above target balance (Planning & Development Reserve)
- Below minimum balance

Reserve Update (\$M)

Financial Stabilization Reserve (Unappropriated)



● Above target balance

● Above minimum balance & below target balance

● Below minimum balance

● Reserve Balance with current projected deficit and carryforwards

Fiscal Responsibility and Sustainability



- Replenishing the FSR is essential for financial sustainability.
- Maintaining budgets that match service levels is crucial for the City's long-term financial health.
- The City must address structural budget challenges to protect the financial health of the corporation.
- Strategies to address these challenges may include service level adjustments and revenue enhancements.
- The City is committed to a transparent and accountable budgetary process.

Questions?