

Assessment and Taxation Branch

Edmonton

April 2025 Employee Check-in

Summary Report

The City of Edmonton checks in with employees two times a year.

In **April 2025**, 14 questions were asked to all City of Edmonton employees to see how employees are doing in regards to the six positive employee experience dimensions listed below.

123 of **161** Assessment and Taxation employees responded (**76%**).



Meaningful Work

I feel connected to the
City's Vision through
purposeful work



Growth Opportunities

I am supported to
develop my skills
and accomplish my
career goals



Supportive Environment

I feel respected and
recognized for my
unique contributions



Wellness

I feel safe and secure
and am supported to
achieve wellness



Trust in Leadership

I observe leaders
listening, communicating
transparently, and
inspiring



Empowered Employees

I share my thoughts on
how to improve and
support improvement

Survey Topics

1. How happy are you working at the City of Edmonton?
2. I would recommend the City of Edmonton as a great place to work.
3. How are you doing?
4. I am satisfied with my involvement in decisions that affect my work.
5. I receive feedback on how I can improve from my direct supervisor.
6. I have good opportunities to learn and grow at the City of Edmonton.
7. My direct supervisor acknowledges my contributions at work.



Survey Topics

- | | |
|-----|--|
| 8. | I am able to successfully balance my work and personal life. |
| 9. | The City of Edmonton does a good job communicating with employees. |
| 10. | My direct supervisor provides me with clear expectations about my work. |
| 11. | The support and resources for mental health and well-being that are available to me are effective. |
| 12. | I feel safe at my workplace. |
| 13. | I am treated with respect at my workplace. |
| 14. | What would help you feel more supported right now? (open ended) |



Scores by Topic






Topic/Question	Score	City	Trend*
1. How happy are you working at the City of Edmonton?	73	69	 Increase of 5 points since May 2024
2. I would recommend the City of Edmonton as a great place to work.	71	68	 Increase of 5 points since May 2024
3. How are you doing?	69	63	No change since May 2024

**Trend compares scores to previous Employee Check-in Survey*

Scores by Topic

?




Topic/Question	Score	City	Trend*
4. I am satisfied with my involvement in decisions that affect my work.	73	65	 Increase of 4 points since Mar 2021
5. I receive feedback on how I can improve from my direct supervisor.	79	72	 Increase of 5 points since Mar 2023
6. I have good opportunities to learn and grow at the City of Edmonton.	68	62	 Increase of 1 point since Sept 2023
7. My direct supervisor acknowledges my contributions at work.	81	77	No change since Sept 2023

*Trend compares scores to previous Employee Check-in Survey

Edmonton

Scores by Topic

?



Topic/Question	Score	City	Trend*
8. I am able to successfully balance my work and personal life.	76	70	 Increase of 4 points since Mar 2023
9. The City of Edmonton does a good job communicating with employees.	70	62	 Decrease of 2 points since Dec 2020
10. My direct supervisor provides me with clear expectations about my work.	80	77	 Increase of 3 points since Mar 2023
11. The support and resources for mental health and well-being that are available to me are effective.	66	63	No change since May 2024

Edmonton

*Trend compares scores to previous Employee Check-in Survey

Scores by Topic



Topic/Question	Score	City	Trend*
12. I feel safe at my workplace.	70	71	 Decrease of 1 point since May 2024
13. I am treated with respect at my workplace.	77	74	 Increase of 9 points since Oct 2021
14. What would help you feel more supported right now? (open ended)	N/A	N/A	Safety, Communication, Career opportunities, Compensation, Well-being