

AQHI Lighting Set-Up Tutorial

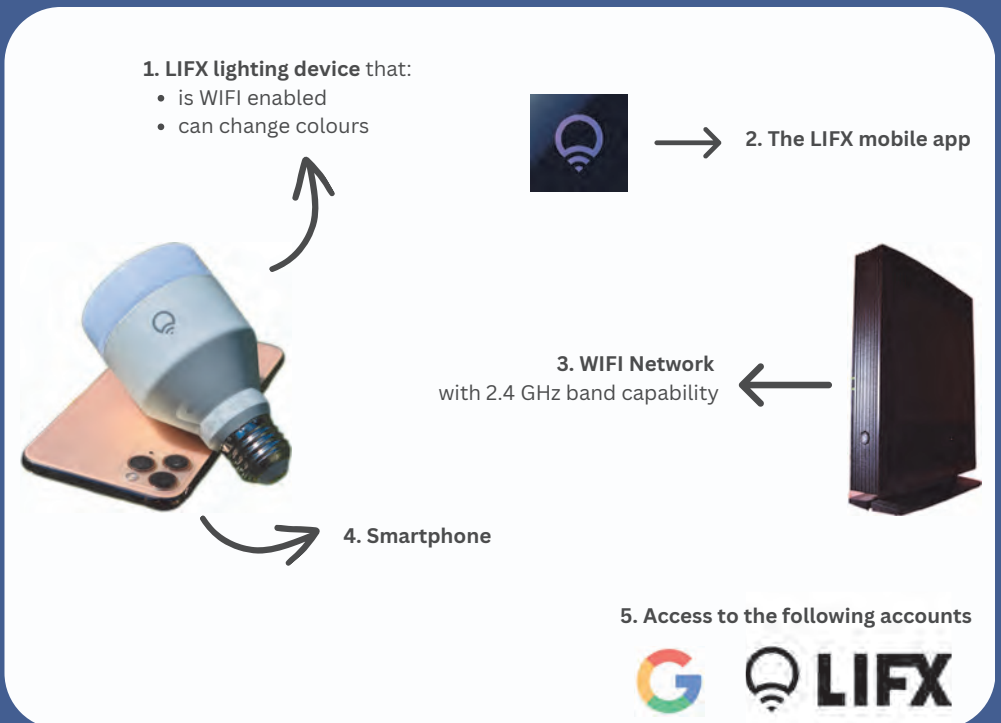
An overview on how to set up your Air Quality Health Index (AQHI) lighting device.



Last Updated: Nov 2024

Disclaimer: The City of Edmonton does not own, operate or have any control over any of the components, either physical or technological, of the AQHI light bulb set up. See detailed disclaimer at the end of the tutorial.

REQUIREMENTS



In order to set-up your AQHI lighting device, you will need to have the following items: a LIFX WIFI enabled device, smartphone, WIFI Network with 2.4GHz Band capability, a Google account, and a LIFX cloud account.

STEP 1 Purchase the LIFX Device



Please keep your HomeKit set-up QR Code



If you can't find your QR Code:



The HomeKit set-up code is also printed on the LIFX device and package

You can **purchase your LIFX device** online, or in-person at your preferred retail store. Remember to **keep the corresponding HomeKit set-up QR code** that comes with your LIFX device.

STEP 2 Connect the LIFX Device

Download the LIFX app in the App Store or Google Play, or by scanning the QR Code



<https://app.lifx.com>



Connect your LIFX device to your smart phone:

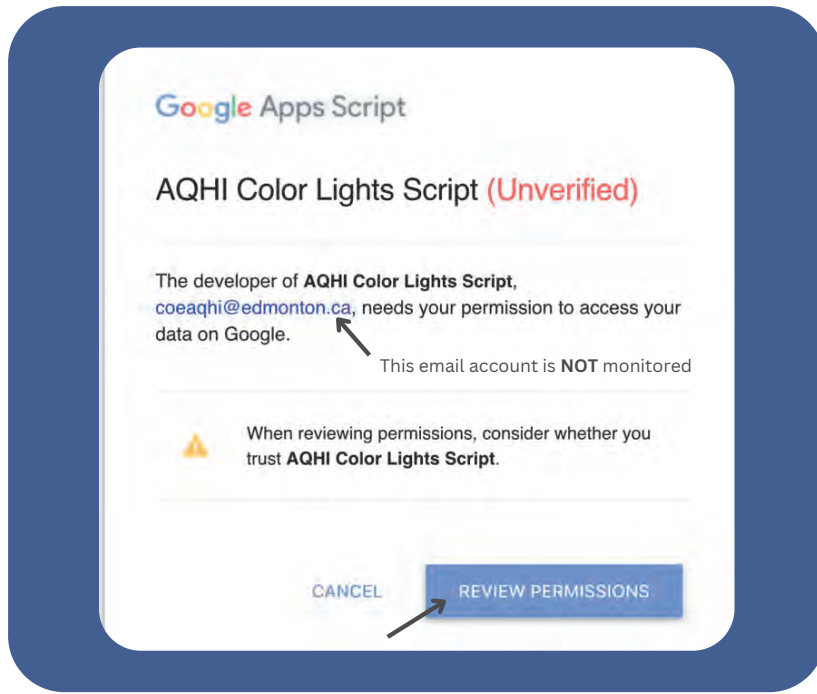
1. Download the LIFX App in any of the App Stores shown above, or by scanning the QR Code.
2. Follow in-app instructions to set up your LIFX account and connect the device.

STEP 4 Access the AQHI Script

Access the AQHI Script



https://script.google.com/a/macros/edmonton.ca/s/AKfycbx9OrksbgK_XIsTNdRnJ6ON-QSGgo4_1UpnRPRZDJMpX_batAgy_UnMqOY118AJBD99b2w/exec



Use the QR Code or the link to **navigate to the City of Edmonton AQHI script**.

1. Click **“Review Permissions”**.
2. Log in with a Google account or create one.
3. Click **“Continue”** for signing in to AQHI colour light script.
4. Click **“Allow”** to give access to the script.

STEP 5 Set Up Your AQHI Script

LIFX Token

Paste your API Token here →

Choose a City
Edmonton

Currently Saved City:
Refresh page to see updated/saved city
Edmonton

The script will automatically update your LIFX device to the colour of the AQHI every 15 minutes.

The script is powered by data from the Government of Alberta.

Access the AQHI Database



<http://airquality.alberta.ca/map>

Follow the steps below to install the AQHI script into your LIFX lighting device:

1. Paste the token you generated in Step 3 into the “API Token” field.
2. Choose your municipality from the drop-down menu.
3. Press “Save API Token”. Refresh the page.
4. Press “Start/Install Scheduled Task” to install the script.

ADDITIONAL INFORMATION

Run Manually

This feature will cause an immediate update of the AQHI status without having to wait 15 minutes.

Start/Install Scheduled Task Pause/Stop Scheduled Task Uninstall Script

Run Manually Run Colour Test



Run Colour Test

This feature will cycle through and display various AQHI colours.

Start/Install Scheduled Task Pause/Stop Scheduled Task Uninstall Script

Run Manually Run Colour Test



Pause/Stop Scheduled Task

This feature will prevent the lighting device from automatic updating.

Start/Install Scheduled Task Pause/Stop Scheduled Task Uninstall Script

Run Manually Run Colour Test



Uninstall Script

This feature will remove the script from your Google account.

Start/Install Scheduled Task Pause/Stop Scheduled Task Uninstall Script

Run Manually Run Colour Test



TROUBLESHOOT

If you are having trouble with your AQHI device set up, please visit the link attached for detailed instructions, additional information, and resources.

<https://edmonton.ca/sites/default/files/public-files/AQHI-Light-Bulb-Setup-Guide.pdf>



MEASUREMENT SCALE

The light bulb changes colour according to the Alberta AQHI. The AQHI is a scale designed to help Edmontonians understand what air quality means to their health.

VERY HIGH RISK

- Avoid strenuous outdoor activities
- **AQHI Scale:** 10+

HIGH RISK

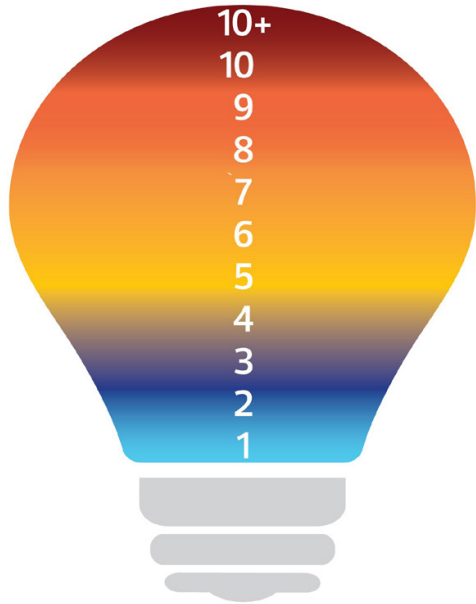
- Reduce or reschedule strenuous outdoor activities
- **AQHI Scale:** 7 to 10

MODERATE RISK

- Consider reducing or rescheduling strenuous outdoor activities
- **AQHI Scale:** 4 to 6

LOW RISK

- Enjoy usual outdoor activities
- **AQHI Scale:** 1 to 3



Note: The light bulb displays only a single colour at a time. The exact colour of your light bulb may differ based on the model you use.

DISCLAIMER

The City of Edmonton expressly disclaims any and all warranties of any kind, express or implied, including, without limitation the warranties of design, merchantability, fitness for a particular purpose or intellectual property rights of third parties, for the Air Quality Health Index (AQHI) light bulb setup or this setup guide.

The City of Edmonton does not own, operate or have any control over any of the components, either physical or technological, of the AQHI light bulb setup, and therefore is unable to provide users with any service or support, including technical support for the device itself, connected components or the setup process for the device for any purpose. This guide is provided 'as is' and solely for the convenience of the individual seeking to set up an AQHI light bulb for their own purposes. This setup makes use of third-party technology, where these third parties may collect and use your personal information, and users are encouraged to carefully read all terms of use, warranties and other documentation provided by each party, including, but not limited to LIFX, your network provider and Google.

By completing this setup, users of this guide and the supporting technology voluntarily accept all risks and responsibilities, and release the City of Edmonton from all liability.