

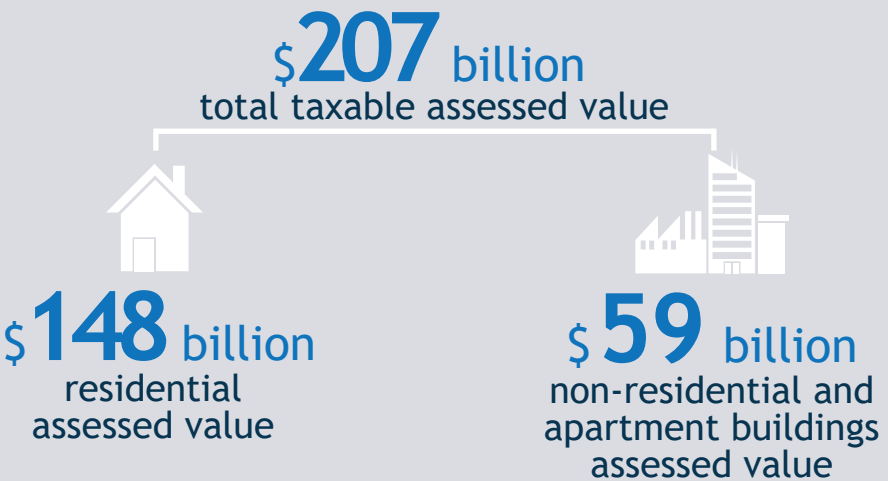
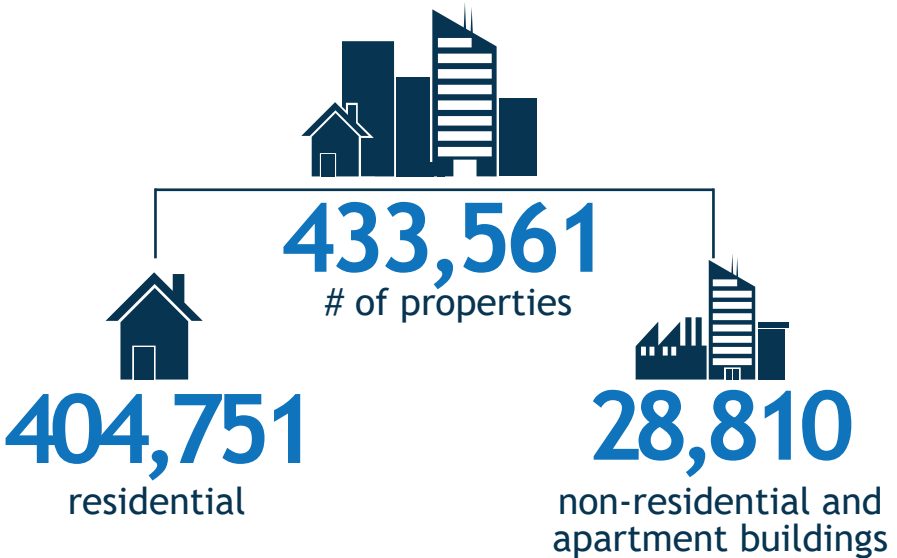
EDMONTON PROPERTY ASSESSMENT:

Edmonton

2025 OVERVIEW



2025 property assessment notices reflect
Edmonton market conditions as of July 1, 2024




edmonton.ca/assessment

EDMONTON PROPERTY ASSESSMENT:

Edmonton

RESIDENTIAL PROPERTIES



2025 property assessment notices reflect
Edmonton market conditions as of July 1, 2024

\$148 billion
total residential taxable assessed value



median assessed value
for a detached home

\$465,500

change in assessed
value of 8.41%



median assessed value
of condos and townhomes

\$190,000

change in assessed
value of 10.88%

median of percent changes by
neighbourhoods, typical detached homes

increased the most

between July 1, 2023
and July 1, 2024

Central McDougall	+16.9%
Richfield	+16.1%
Britannia Youngstown	+15.3%
Rossdale	+14.5%
Athlone	+14.2%

decreased, or increased the least

between July 1, 2023
and July 1, 2024

Virginia Park	-6.3%
Ogilvie Ridge	-0.3%
Rio Terrace	-0.3%
Bearspaw	+0.0%
Bellevue	+0.3%



edmonton.ca/assessment

EDMONTON PROPERTY ASSESSMENT:

Edmonton

HISTORY



total # of properties

423,857

2023

429,273

2024

433,561

2025



median assessed value
of a detached home

\$425,500

2023

\$428,500

2024

\$465,500

2025



median assessed value
of condominiums and townhomes

\$174,500

2023

\$172,000

2024

\$190,000

2025



edmonton.ca/assessment

EDMONTON PROPERTY ASSESSMENT:

Edmonton

MULTI- AND NON-RESIDENTIAL

JULY

1

2025 property assessment notices reflect
Edmonton market conditions as of July 1, 2024



28,810

of non-residential and
apartment buildings

\$59 billion

taxable assessed value

median of percent changes in property values

Hotel/Motel	18.4%
Retail	-0.3%
Offices	-1.6%
Shopping Centre	2.8%
Industrial	0.5%
Non-Residential Land	4.5%

Multi-residential (apartment buildings)	0.5%
--	------



edmonton.ca/assessment